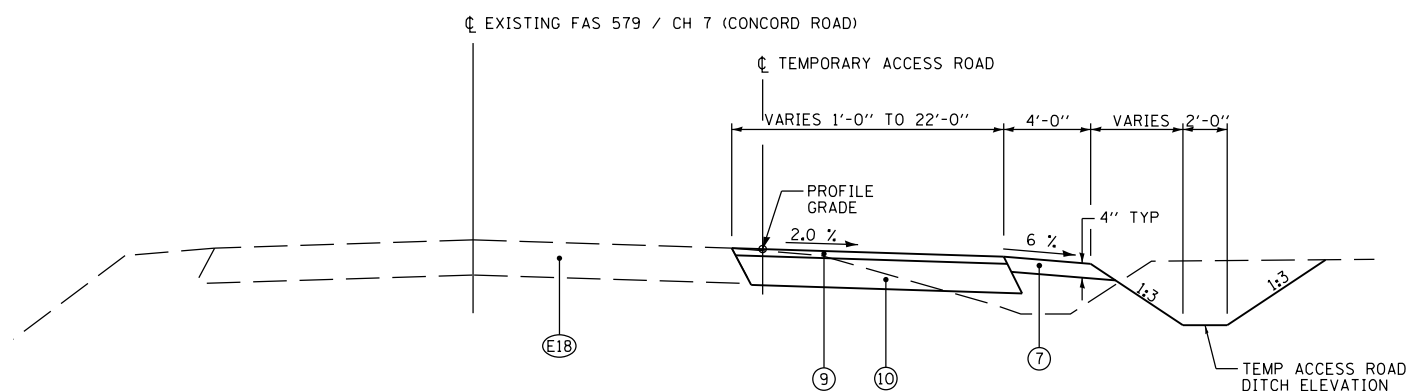


3:57:37 PM

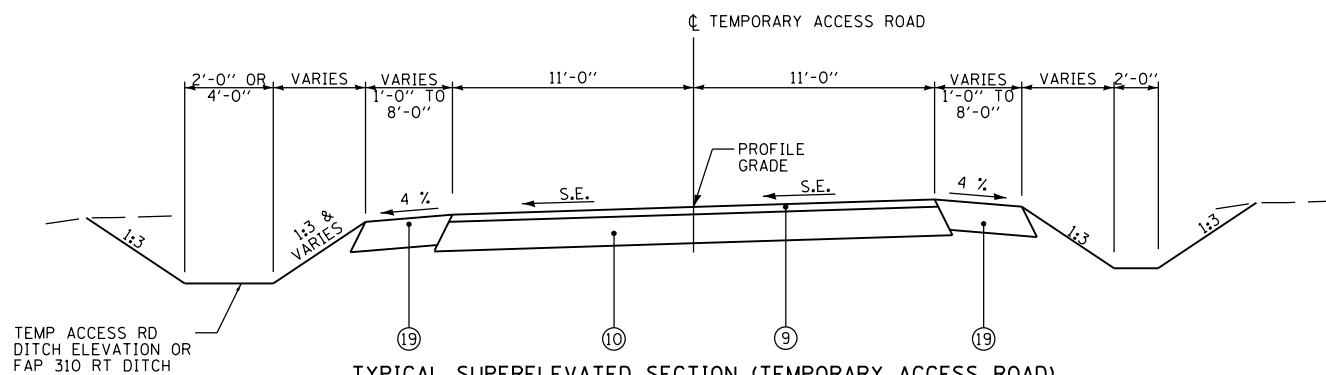
Mar-25-2011 03:57:37PM

\$FILE\$

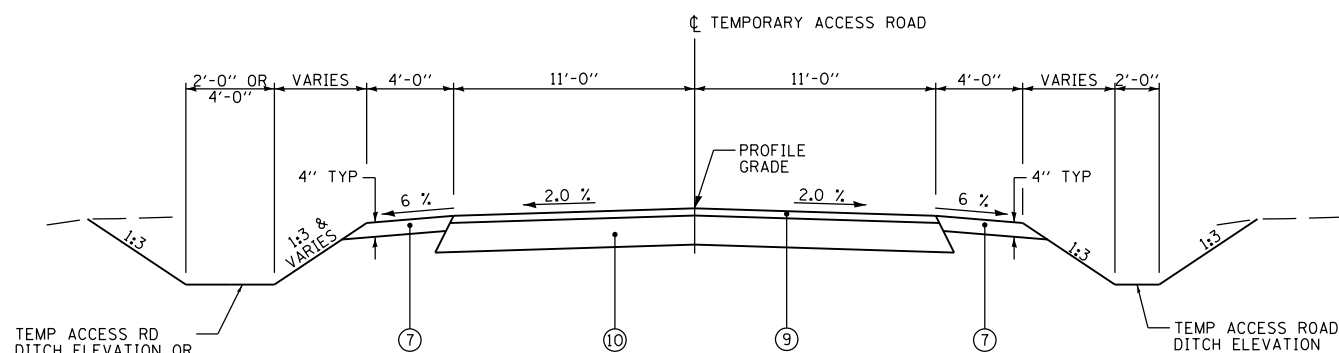
F.A.P. RTE.	SECTION	COUNTY	TOTAL SHEETS	SHEET NO.
310	69-3(3HB)	MORGAN	793	79
STA.		TO STA.		
FED. ROAD DIST. NO.		ILLINOIS	FED. AID PROJECT	



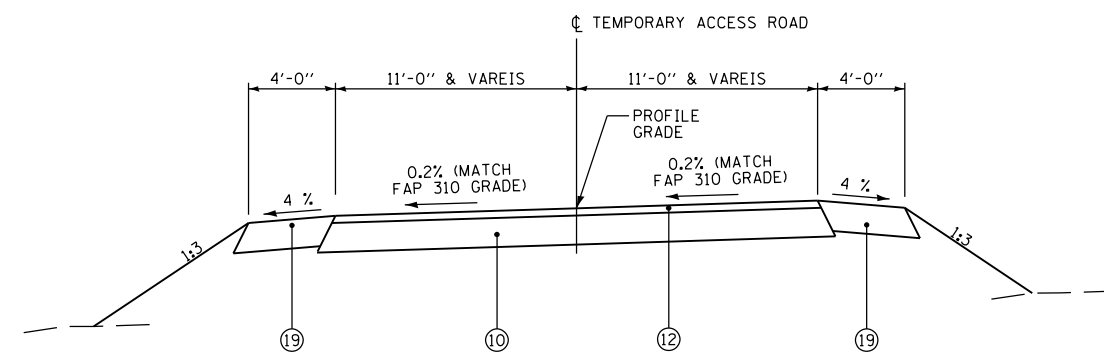
TYPICAL SECTION (TEMPORARY ACCESS ROAD)
STA 0+40.48 TO STA 2+16.74



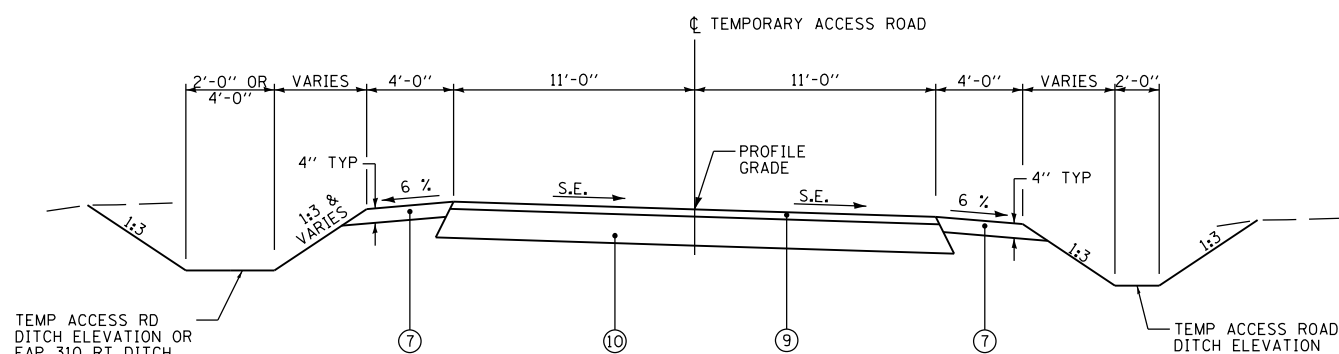
TYPICAL SUPERELEVATED SECTION (TEMPORARY ACCESS ROAD)
STA 26+07.00 TO STA 26+67.00 S.E. TRANSITION
STA 26+67.00 TO STA 27+77.01 S.E. = 2.0%
STA 26+77.01 TO STA 28+05.33 S.E. TRANSITION



TYPICAL SECTION (TEMPORARY ACCESS ROAD)
STA 2+16.74 TO STA 6+41.00
STA 15+69.00 TO STA 16+81.00
STA 22+94.00 TO STA 26+00.00



TYPICAL SECTION (TEMPORARY ACCESS ROAD)
STA 28+51.01 TO STA 28+93.01
STA 29+38.51 TO STA 30+15.36



TYPICAL SUPERELEVATED SECTION (TEMPORARY ACCESS ROAD)
STA 6+41.00 TO STA 8+45.00 S.E. TRANSITION
STA 8+45.00 TO STA 13+65.00 S.E. = 8.0%
STA 13+65.00 TO STA 15+69.00 S.E. = 8.0%
STA 16+81.00 TO STA 18+85.00 S.E. TRANSITION
STA 18+85.00 TO STA 20+90.00 S.E. = 8.0%
STA 20+90.00 TO STA 22+94.00 S.E. TRANSITION

EXISTING LEGEND

- (E18) EXISTING HOT-MIX-ASPHALT PAVEMENT, VARIABLE DEPTH

PROPOSED LEGEND

- (7) AGGREGATE SHOULDERS, TYPE B
- (9) HOT-MIX ASPHALT SURFACE COURSE, MIX "C", N50, 2"
- (10) HOT-MIX ASPHALT BASE COURSE, 8" (ANY WIDTH)
- (19) HOT-MIX ASPHALT SHOULDERS, 8"

NOTE: NOT TO SCALE

REVISIONS	
NAME	DATE

ILLINOIS DEPARTMENT OF TRANSPORTATION
TYPICAL SECTIONS
FAP 310 (US 67/IL 104)
SHEET 21 OF 24

DATE 4/2009
DRAWN BY SEB
CHECKED BY