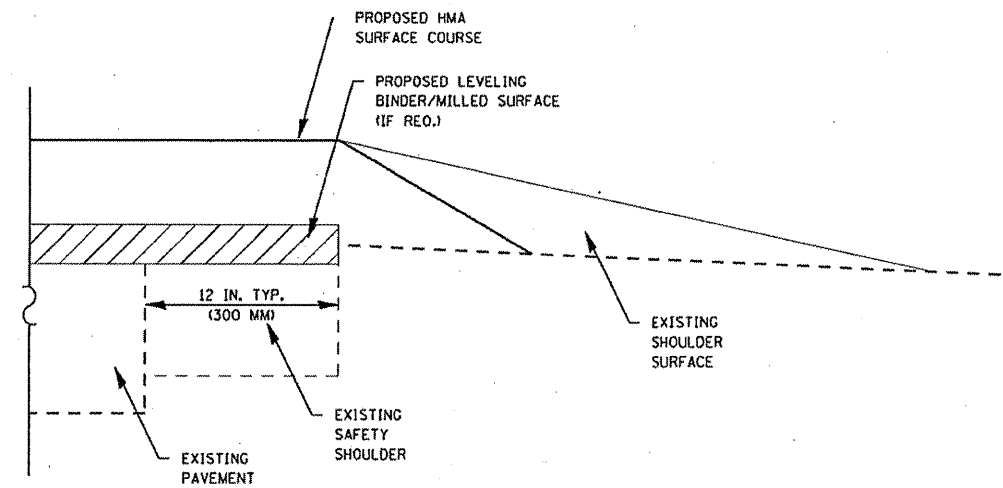
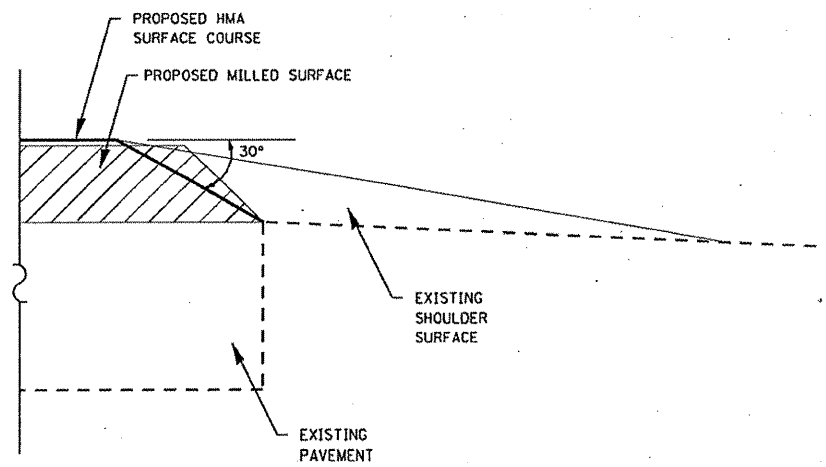


SAFETY EDGE AT EDGE OF EXISTING PAVEMENT

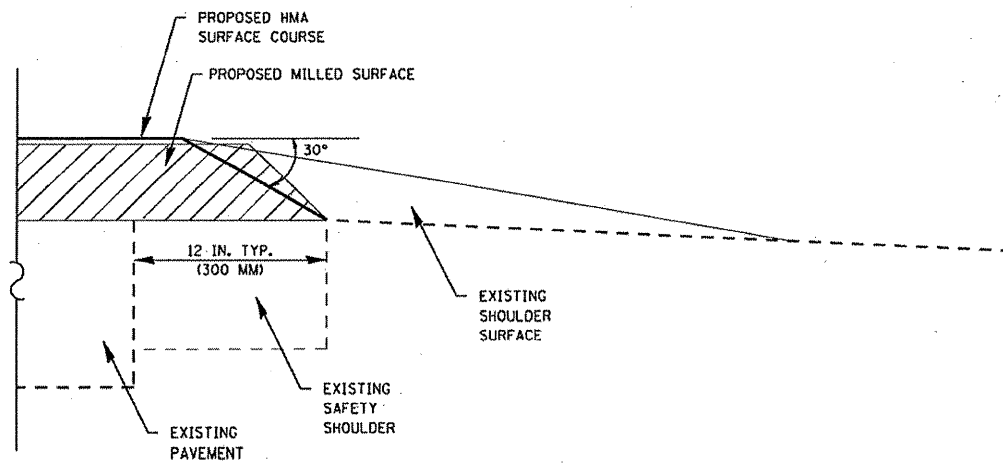


SAFETY EDGE AT EDGE OF EXISTING SAFETY SHOULDER

SAFETY EDGE FOR 3P RESURFACING



SAFETY EDGE AT EDGE OF EXISTING PAVEMENT



SAFETY EDGE AT EDGE OF EXISTING SAFETY SHOULDER

SAFETY EDGE FOR INLAY RESURFACING

FILE NAME =	USER NAME = jlaningham	DESIGNED -	REVISED -
c:\pwwork\pwwork\laningham\0217396	672962-sht-detail.dgn	DRAWN -	REVISED -
	PLOT SCALE = 100.0000' / IN.	CHECKED -	REVISED -
	PLOT DATE = May-13-2011 03:17:51PM	DATE -	REVISED -

STATE OF ILLINOIS  
DEPARTMENT OF TRANSPORTATION

SAFETY EDGE DETAIL  
F.A.P. 317 (US 24)

SCALE: SHEET NO. OF SHEETS STA. TO STA.

F.A.P. RTE.	SECTION	COUNTY	TOTAL SHEETS	SHEET NO.
317	*	ADAMS	36	32A
CONTRACT NO. 72962			ILLINOIS FED. AID PROJECT	