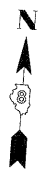


MOT PAVEMENT MARKING LEGEND

- | | |
|---|---|
| (A) TEMP PVT MK LINE 4 (SOLID YELLOW) | (I) EPOXY PVT MK LINE 4 (SKIP-DASH, WHITE, 10' DASH, 30' SKIP) |
| (B) TEMP PVT MK LINE 4 (SOLID WHITE) | (J) NOT USED |
| (C) TEMP PVT MK LINE 4 (SKIP-DASH, WHITE, 10' DASH, 30' SKIP) | (K) WET PAVT TAPE T3 4 (SOLID YELLOW) |
| (D) NOT USED | (L) WET PAVT TAPE T3 4 (SOLID WHITE) |
| (E) TEMP PVT MK LINE 24 (SOLID WHITE) | (M) WET PAVT TAPE T3 4 (SOLID WHITE) (SKIP-DASH, WHITE, 10' DASH, 30' SKIP) |
| (F) TEMP PVT MK LTR & SYM (SOLID WHITE) | (N) WET PAVT TAPE T3 6 (SOLID WHITE) |
| (G) EPOXY PVT MK LINE 4 (SOLID YELLOW) | (O) WET PAVT TAPE T3 24 (SOLID WHITE) |
| (H) EPOXY PVT MK LINE 4 (SOLID WHITE) | |

MOT LEGEND

- WORK ZONE AREA
 - WORK ZONE FOR TEMPORARY PAVEMENT CONSTRUCTION
 - COMPLETED TEMPORARY PAVEMENT IN PREVIOUS STAGES
 - IMPACT ATTENUATOR
 - DIRECTION OF TRAFFIC
 - TEMPORARY CONCRETE BARRIER
 - SIGN ON PORTABLE OR PERMANENT SUPPORT
 - TYPE III BARRICADES
 - TYPE II WITH STEADY BURNING MONODIRECTIONAL LIGHT *
 - MESSAGE BOARD
- * DRUM OR BARRICADE SPACING:
 50' C-C ON TANGENTS
 25' C-C ON TAPERS OR LANE SHIFTS
 12' C-C ON RADIUS OR RAMP
 5' C-C FOR RAMP OR ROAD CLOSURES



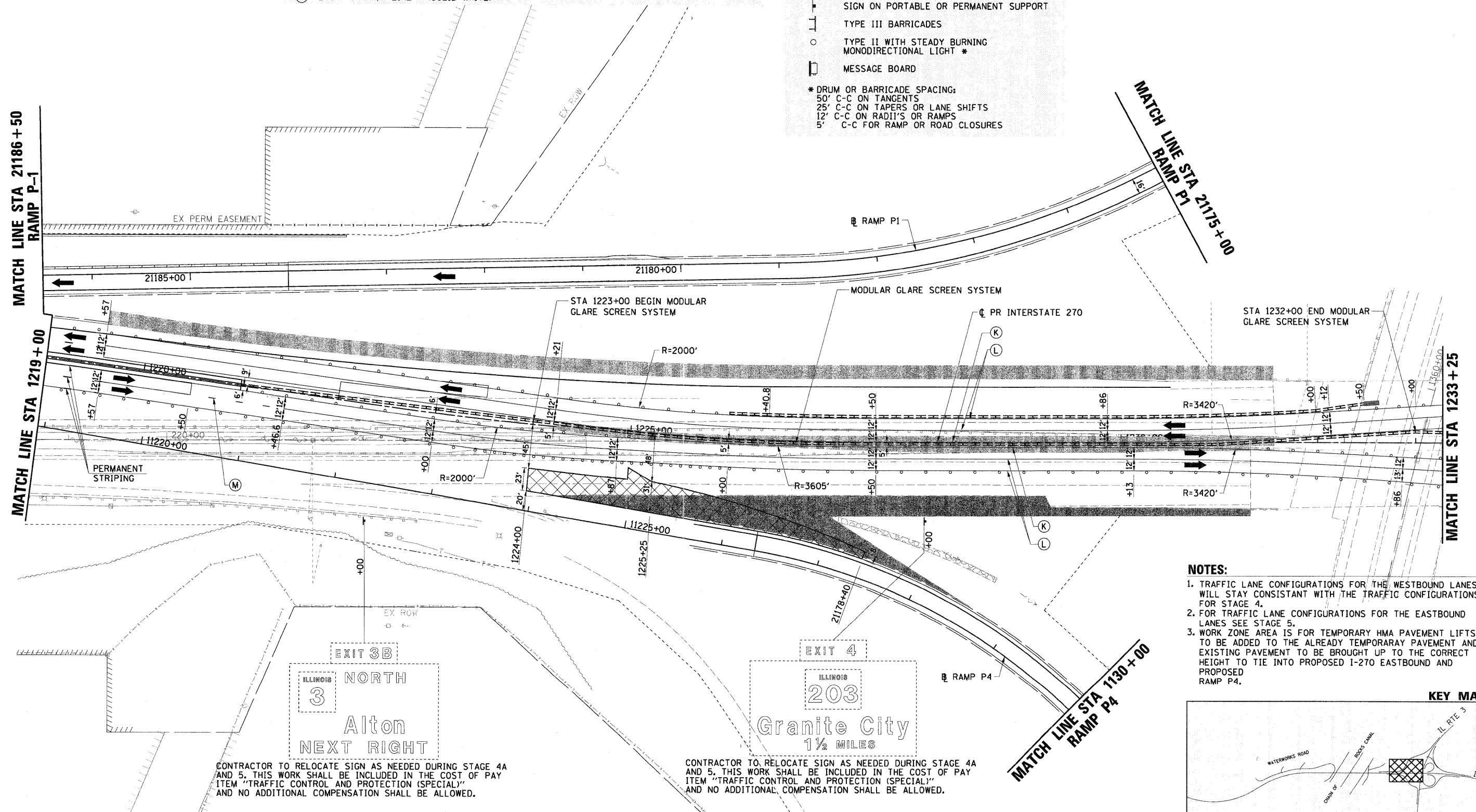
MATCH LINE STA 21186 + 50
RAMP P-1

MATCH LINE STA 1219 + 00


MATCH LINE STA 1233 + 25

MATCH LINE STA 21175 + 00
RAMP P1

MATCH LINE STA 1130 + 00
RAMP P4



- NOTES:**
1. TRAFFIC LANE CONFIGURATIONS FOR THE WESTBOUND LANES WILL STAY CONSISTANT WITH THE TRAFFIC CONFIGURATIONS FOR STAGE 4.
 2. FOR TRAFFIC LANE CONFIGURATIONS FOR THE EASTBOUND LANES SEE STAGE 5.
 3. WORK ZONE AREA IS FOR TEMPORARY HMA PAVEMENT LIFTS TO BE ADDED TO THE ALREADY TEMPORARY PAVEMENT AND EXISTING PAVEMENT TO BE BROUGHT UP TO THE CORRECT HEIGHT TO TIE INTO PROPOSED I-270 EASTBOUND AND PROPOSED RAMP P4.



CONTRACTOR TO RELOCATE SIGN AS NEEDED DURING STAGE 4A AND 5. THIS WORK SHALL BE INCLUDED IN THE COST OF PAY ITEM "TRAFFIC CONTROL AND PROTECTION (SPECIAL)" AND NO ADDITIONAL COMPENSATION SHALL BE ALLOWED.

CONTRACTOR TO RELOCATE SIGN AS NEEDED DURING STAGE 4A AND 5. THIS WORK SHALL BE INCLUDED IN THE COST OF PAY ITEM "TRAFFIC CONTROL AND PROTECTION (SPECIAL)" AND NO ADDITIONAL COMPENSATION SHALL BE ALLOWED.

FILE NAME = D876A91-Sht-MOT04A-07.dgn	USER NAME = molopez	DESIGNED - JC	REVISED - 1-01-11	STATE OF ILLINOIS DEPARTMENT OF TRANSPORTATION	SUGGESTED MAINTENANCE OF TRAFFIC STAGE 4A INTERSTATE 270	F.A.I. RTE. 270	SECTION 60-1B-1	COUNTY MADISON	TOTAL SHEETS 712	SHEET NO. 176		
PLOT SCALE = \$SCALE\$	CHECKED -	DATE -	REVISED -			SCALE: 1" = 50'	SHEET NO. 1 OF 1 SHEETS	STA. TO STA.	CONTRACT NO. 76A91			
PLOT DATE = 3/15/2011	DATE -	REVISED -	REVISED -			ILLINOIS FED. AID PROJECT						