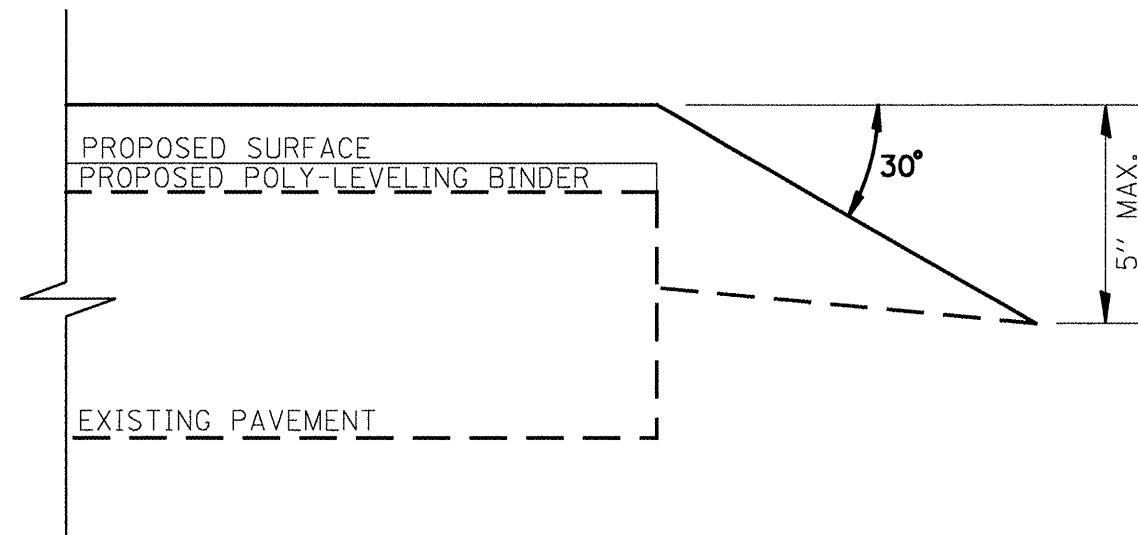
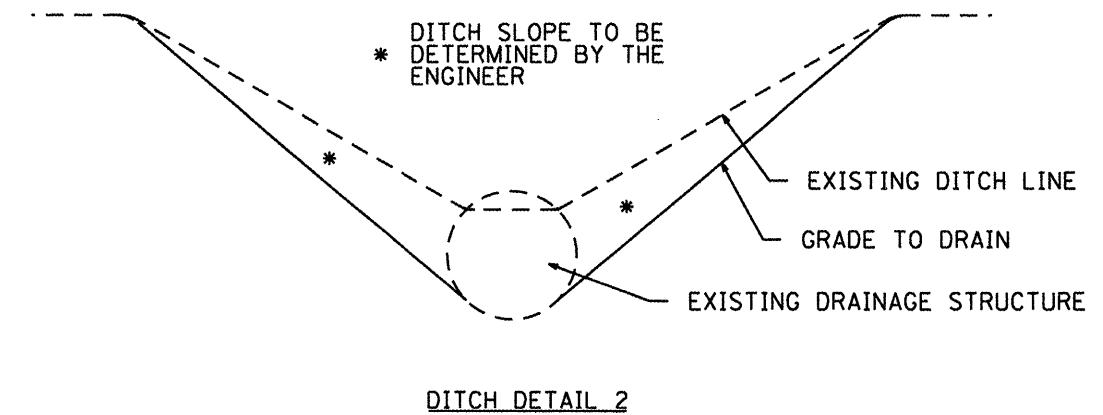
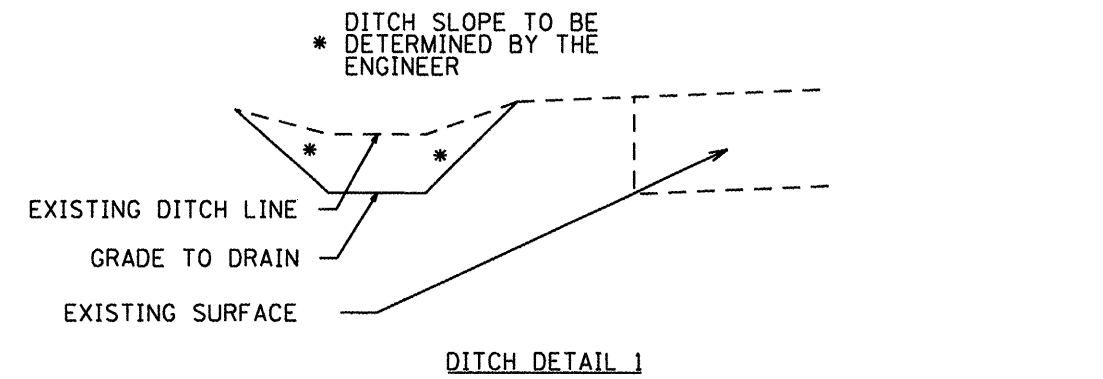


SAFETY EDGE DETAIL



DITCH GRADING AND SHAPING DETAIL



LOCATION
M.S. 4.03 (LT) TO M.S. 4.59 (LT)
GRADING AND SHAPING DITCHES - 2957 FT

R.O.W INFORMATION:
R.O.W. IS 40 FT FROM CENTER LINE

NOT TO SCALE

FILE NAME =	USER NAME = *USER*	DESIGNED - ---	REVISED - ---
#FILE#		DRAWN - ---	REVISED - ---
	PLOT SCALE = *SCALE*	CHECKED - ---	REVISED - ---
	PLOT DATE = *DATE*	DATE - -----	REVISED - ---

**STATE OF ILLINOIS
DEPARTMENT OF TRANSPORTATION**

SAFETY EDGE & DITCH GRADING AND SHAPING DETAILS

SCALE: _____ SHEET NO. ____ OF ____ SHEETS STA. _____ TO STA. _____

* MONROE, RANDOLPH				
F.A.P. RTE.	SECTION	COUNTY	TOTAL SHEETS	SHEET NO.
600	(51.132)RS-4	*	23	23
			CONTRACT NO. 76879	
FED. ROAD DIST. NO. _____ ILLINOIS FED. AID PROJECT				