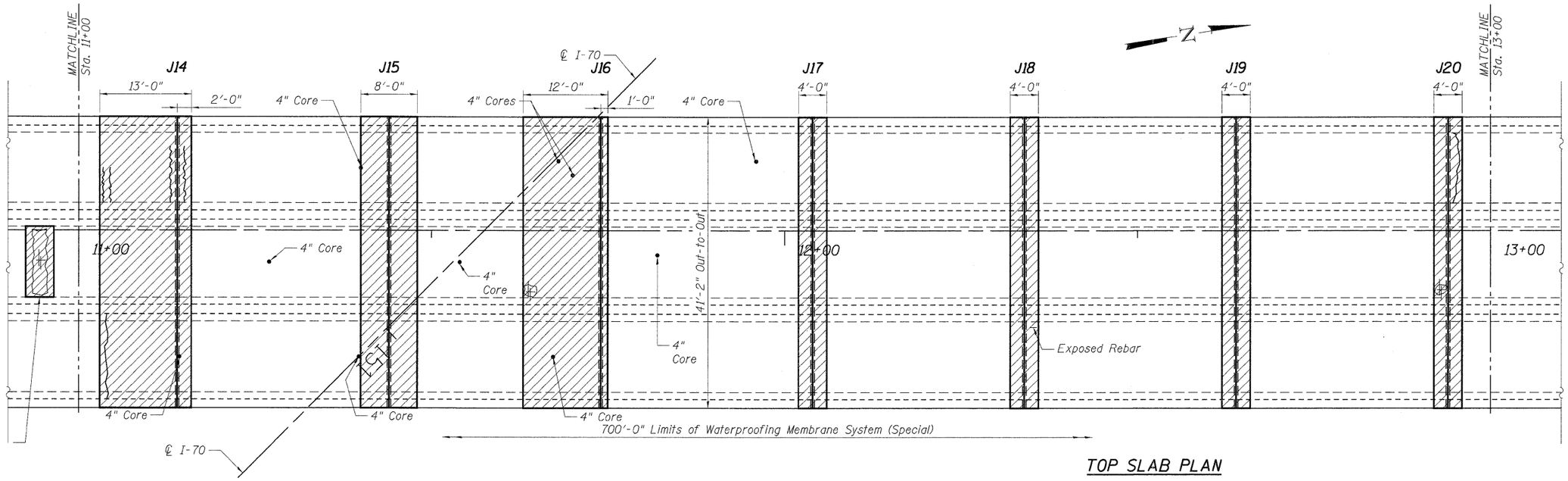

TOP SLAB PLAN

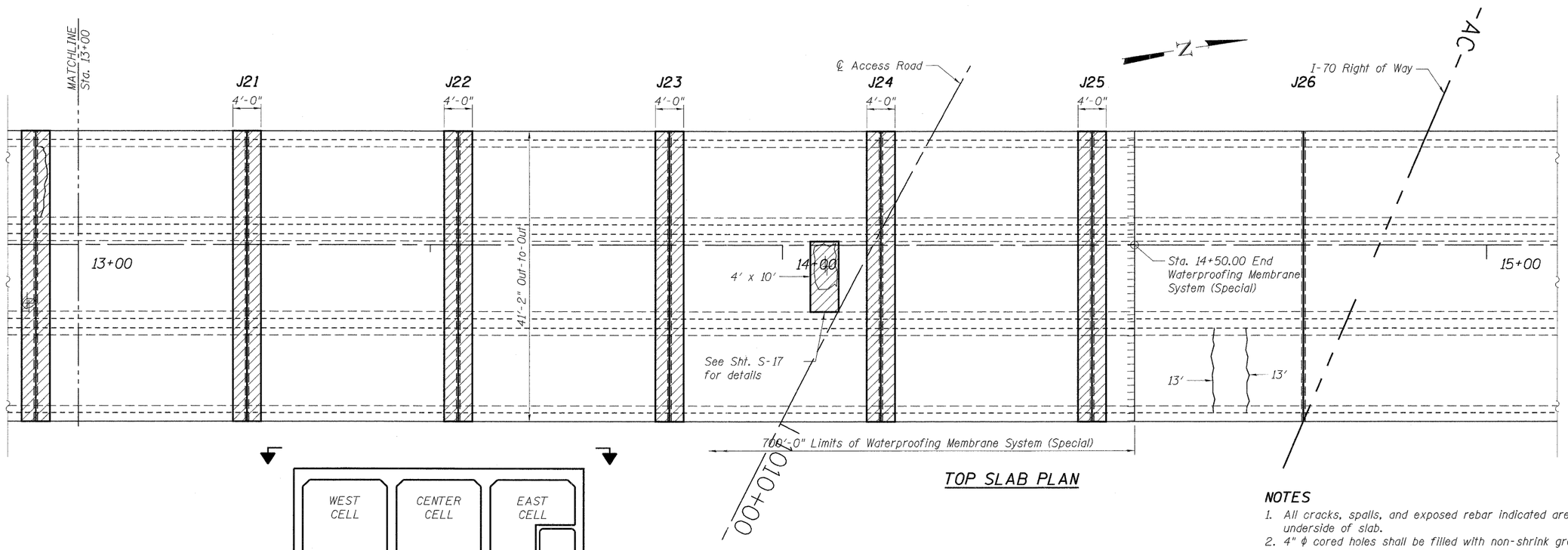

TOP SLAB PLAN

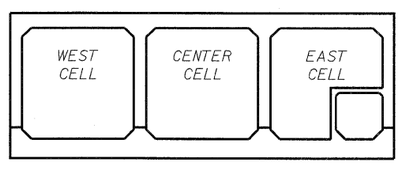

BOX CULVERT CROSS SECTION
(LOOKING NORTH)

NOTES

1. All cracks, spalls, and exposed rebar indicated are on the underside of slab.
2. 4" ϕ cored holes shall be filled with non-shrink grout according to Section 1024 of the Standard Specifications. Cost included with Concrete Box Culverts.

FILE NAME = $FILEL$	USER NAME = $USER$	DESIGNED - MDJ	REVISED -	STATE OF ILLINOIS DEPARTMENT OF TRANSPORTATION I-70 CONNECTION CAHOKIA CANAL BOX CULVERT REPAIR PLANS	TOP SLAB REPAIR PLAN SHEET 2 OF 2	F.A. RTE.	SECTION	COUNTY	TOTAL SHEETS	SHEET NO.
		DRAWN - MDJ	REVISED -			998	82-1A	ST. CLAIR	190	148
TENG & ASSOCIATES, INC. ENGINEERS/ARCHITECTS/PLANNERS CHICAGO, ILLINOIS	PLOT SCALE = $SCALE$	CHECKED - JLR	REVISED -			SN 082-2010		CONTRACT NO. 76C41		
	PLOT DATE = $DATE$	DATE - 02/04/11	REVISED -		SCALE: SHEET NO. S-5 OF S-18 STA. 150+80.33 TO STA.	FED. ROAD DIST. NO.	ILLINOIS	FED. AID PROJECT		

\\82201B-CONN-06-001-ES.DGN,..\082201B-CONN-06-001-ES.DGN,..\08CONN-99-ALIGMENTS.DGN,..\082031B-CONN-99-001-BD.DGN,..\08CONN-05-ALIGMENT2.DGN,..\082201B-CONN-06-004-SHT-BC.DGN
3-22-2011,15:37:46 RITCHJL \\FS-0244\WK\VAULT-TRANS_07\2202\20868-001\STRUCT\CADD\01 DESIGN\082201B\SHEET\082201B-CONN-06-004-SHT-BC.DGN