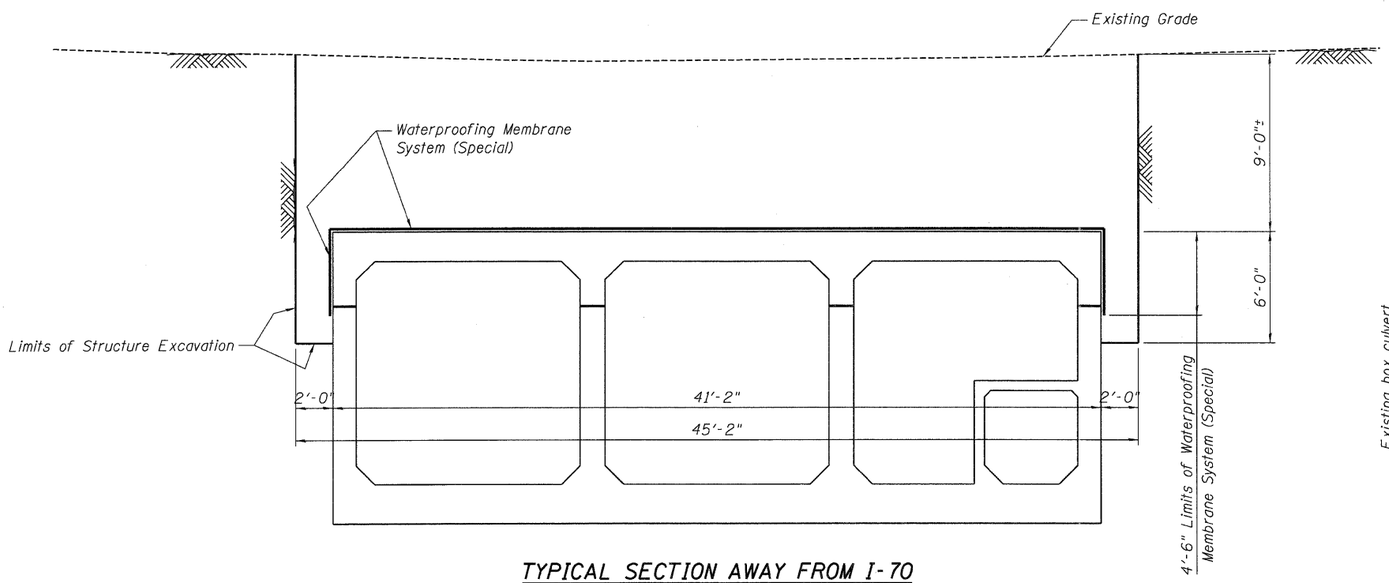

TYPICAL SECTION AWAY FROM I-70

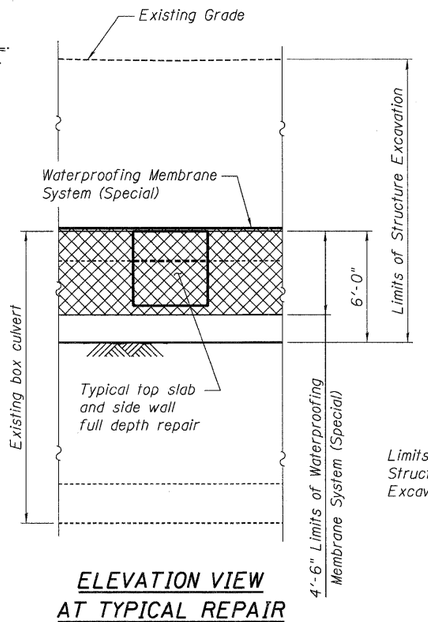

ELEVATION VIEW AT TYPICAL REPAIR

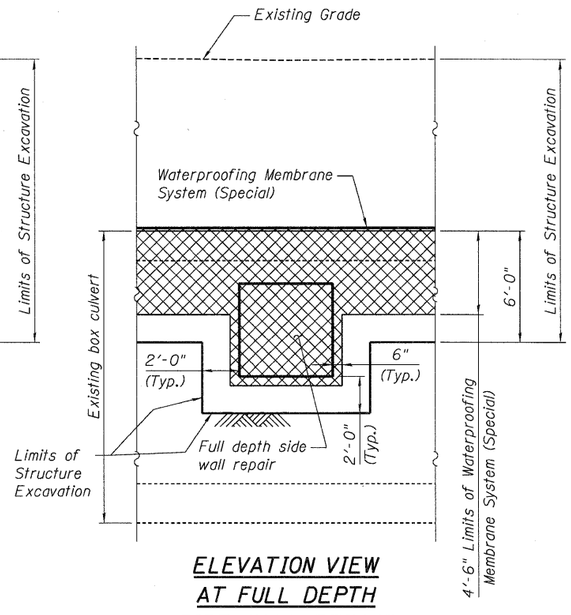

ELEVATION VIEW AT FULL DEPTH SIDE WALL REPAIR

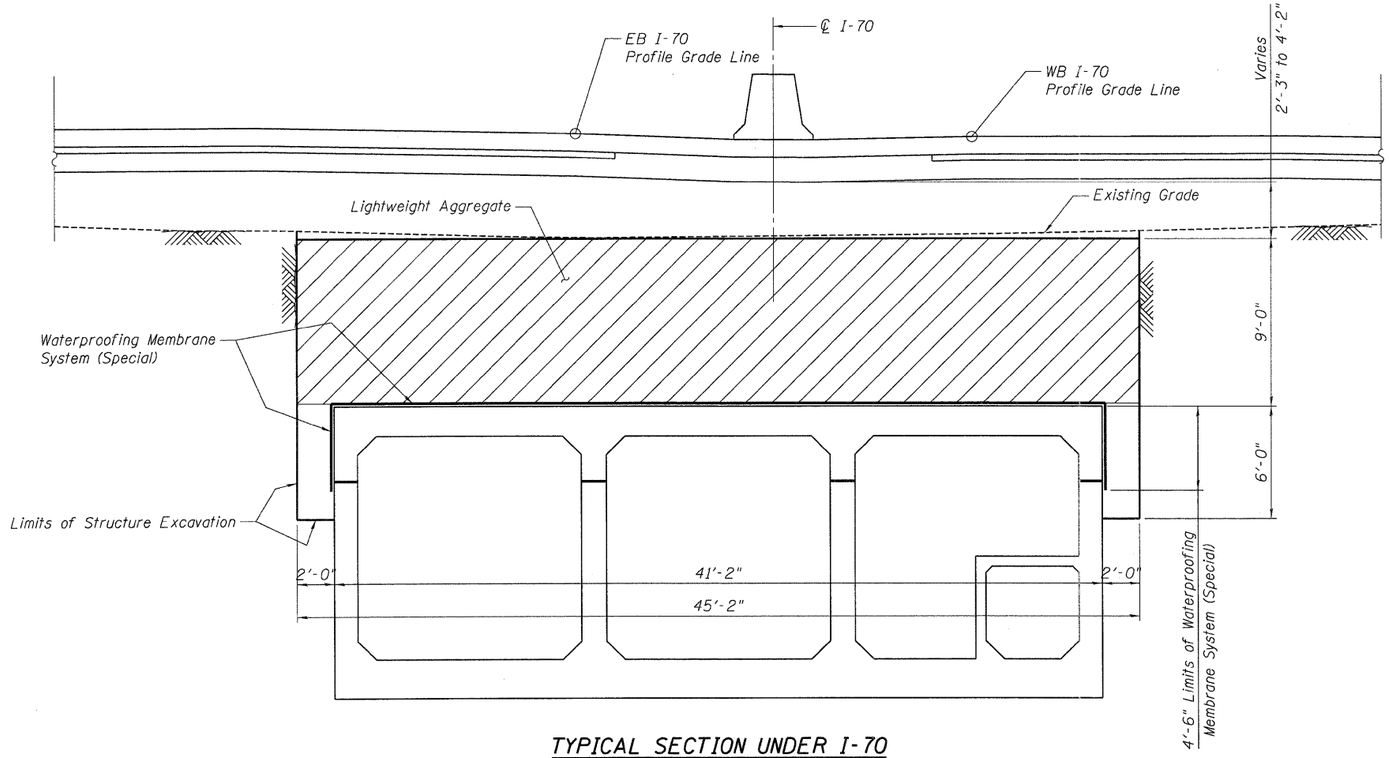

TYPICAL SECTION UNDER I-70

Waterproofing Membrane System (Special)

See Special Provision and Section 581 of the Standard Specifications.

Membrane layers:

1. Pentrating primer
2. Coal tar emulsion
3. Coal tar emulsion with fiber glass fabric
4. Coal tar emulsion with fiber glass fabric
5. Coal tar emulsion slurry
6. Asphalt sand protection layer (top of top slab only)

..\0820318-CONN-99-001-BD.DGN ..\0822010-CONN-06-001-MS.DGN
2-04-2011, 15:45:36 BONDHUJD \\FS-0044\AM\VAULT_D-TRANS_07\2202\20868-001\STRUCT\CAD\01 DESIGN\0822010\SHEET\0822010-CONN-06-003-SHT-MS.DGN

FILE NAME = $FILEL$	USER NAME = $USER$	DESIGNED - JLR	REVISED -	STATE OF ILLINOIS DEPARTMENT OF TRANSPORTATION I-70 CONNECTION CAHOKIA CANAL BOX CULVERT REPAIR PLANS	SECTIONS & DETAILS SHEET 1 OF 5	F.A. RTE. 998	SECTION 82-1A	COUNTY ST. CLAIR	TOTAL SHEETS 190	SHEET NO. 157
		DRAWN - JLR	REVISED -			SN 082-2010		CONTRACT NO. 76C41		
TENG TENG & ASSOCIATES, INC. ENGINEERS/ARCHITECTS/PLANNERS CHICAGO, ILLINOIS	PLOT SCALE = $SCALE$	CHECKED - MDJ	REVISED -		SCALE: SHEET NO. S-14 OF S-18 STA. 150+80.33 TO STA.	FED. ROAD DIST. NO.	ILLINOIS	FED. AID PROJECT		
	PLOT DATE = $DATE$	DATE - 02/04/11	REVISED -							