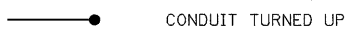
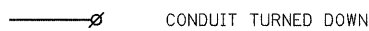
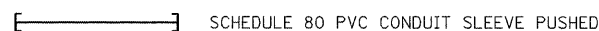
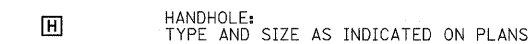
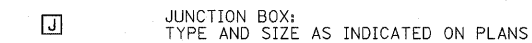
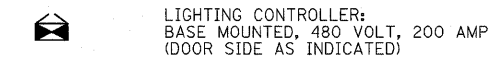
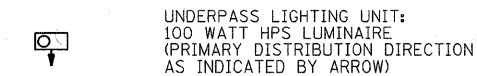

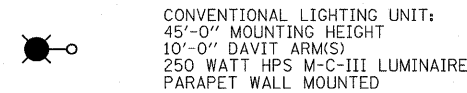
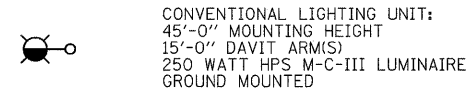
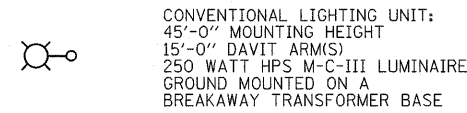
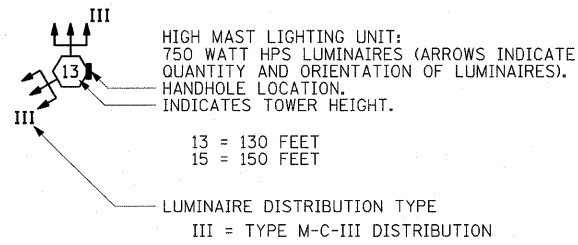
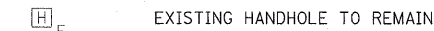
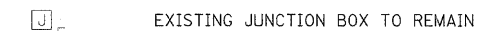
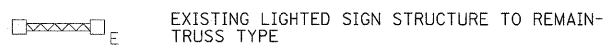
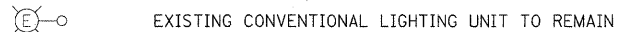
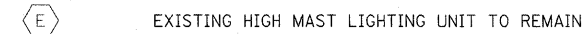


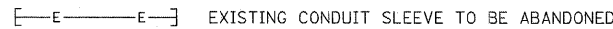
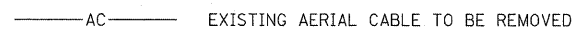
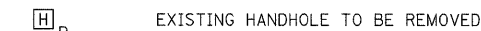
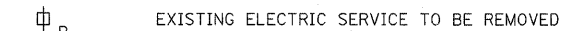
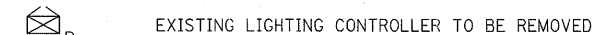
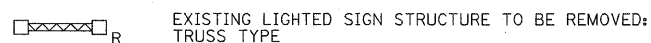

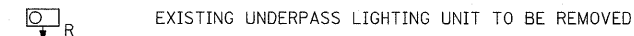
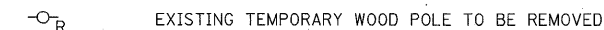

ELECTRICAL SYMBOLS FOR PROPOSED WORK



ELECTRICAL SYMBOLS FOR EXISTING CONDITIONS



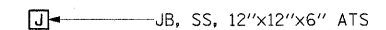
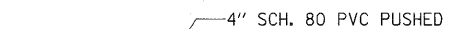
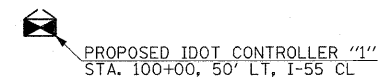
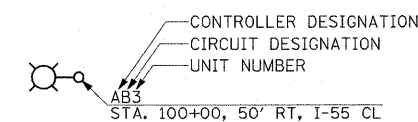
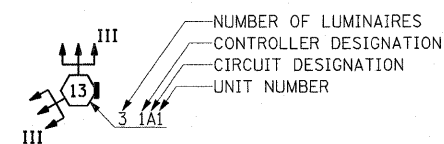
ELECTRICAL SYMBOLS FOR REMOVAL WORK



ABBREVIATIONS

A	AMPERES	NTS	NOT TO SCALE
AC	ALTERNATING CURRENT	PH	PHASE
A/C	AERIAL CABLE	PIN	PROJECT IDENTIFICATION NUMBER
ATS	ATTACHED TO STRUCTURE	PNL	PANEL
C	CONDUCTOR	PROP	PROPOSED
CKT	CIRCUIT	PVC	POLYVINYL CHLORIDE
CNC	COILABLE NON-METALLIC CONDUIT	PVCC	POLYVINYL CHLORIDE COATED
CONC	CONCRETE	R	EXISTING UNIT TO BE REMOVED
CL	CENTERLINE	RGC	RIGID GALVANIZED STEEL CONDUIT
DIA	DIAMETER	ROW	RIGHT OF WAY
DWG	DRAWING	RL	EXISTING RELOCATED UNIT
E	EXISTING UNIT TO REMAIN	RR	EXISTING UNIT TO BE REMOVED AND REINSTALLED
EA	EACH	RT	RIGHT
EB	EASTBOUND	SB	SOUTHBOUND
ECA	ELECTRIC CABLE ASSEMBLY	SCH 40	SCHEDULE 40
EOR	EDGE OF ROADWAY	SCH 80	SCHEDULE 80
FT	FOOT, FEET	SHT	SHEET
FDN	FOUNDATION	SS	STAINLESS STEEL
GND, GRD	GROUND	STA	STATION
HPS	HIGH PRESSURE SODIUM	STD	STANDARD
I	INTERSTATE	STRUCT	STRUCTURE
IDOT	ILLINOIS DEPARTMENT OF TRANSPORTATION	T	TEMPORARY
IN	INCHES	TEL	TELEPHONE
J, JB	JUNCTION BOX	TS	TRAFFIC SIGNAL
KVA	KILOVOLT-AMPERE	TYP	TYPICAL
KW	KILOWATT	UD	UNIT DUCT
LF	LINEAR FEET	UNO	UNLESS NOTED OTHERWISE
LT	LEFT	V	VOLT
MA	MAST ARM(S)	W	WATT, WIRE
N/A	NOT APPLICABLE	WB	WESTBOUND
NB	NORTHBOUND	WM	WALL MOUNTED
NIC	NOT IN CONTRACT	WP	WOOD POLE
NO	NUMBER	XFMR	TRANSFORMER

ELECTRICAL GENERAL CALLOUTS



ME-01

FILE NAME =	USER NAME = lertzt	DESIGNED - WDS	REVISED -	STATE OF ILLINOIS DEPARTMENT OF TRANSPORTATION	ELECTRICAL SYMBOLS AND ABBREVIATIONS			F.A.I. RTE. 55/64	SECTION 82-1L	COUNTY ST. CLAIR	TOTAL SHEETS 60	SHEET NO. 32	
\$FILE\$		DRAWN - TL	REVISED -					SCALE: NONE	SHEET NO. 1 OF 1 SHEETS	STA. N/A	TO STA. N/A	FED. ROAD DIST. NO.	ILLINOIS FED. AID PROJECT
		CHECKED - JPC	REVISED -									CONTRACT NO. 76C54	
		DATE - JANUARY 4, 2011	REVISED -										