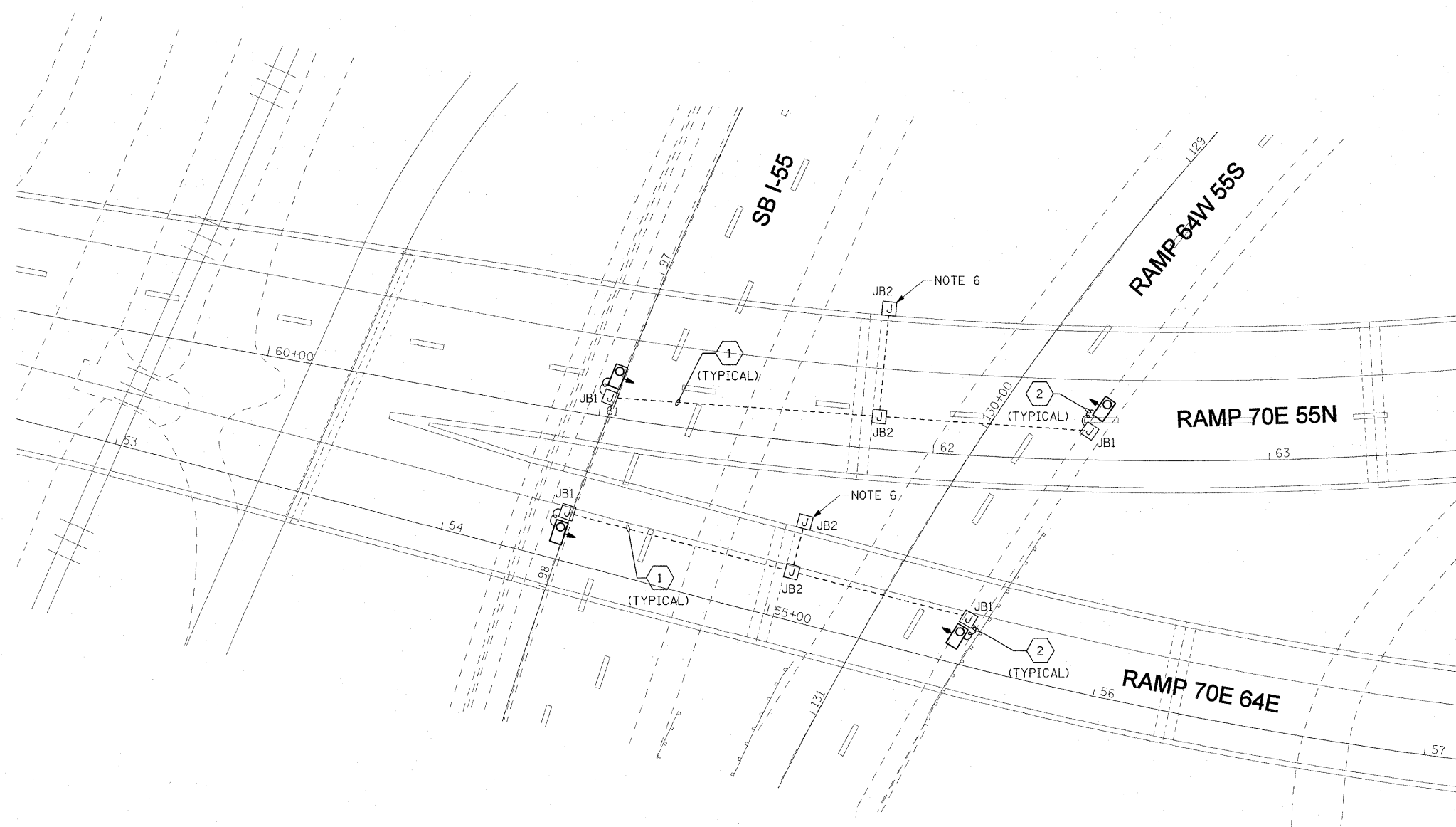
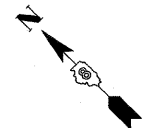


NOTES:

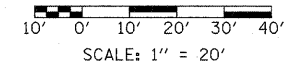
1. SEE DRAWING ME-01 FOR ELECTRICAL SYMBOLS AND ABBREVIATIONS.
2. SEE IDOT STANDARD DETAIL LGT019 FOR UNDERPASS LIGHTING DETAILS.
3. COORDINATE ALL WORK WITH IDOT CONTRACT NOS. 76C49, 76C50, 76C51, 76C52, 76C53, 76C55, 76C75, AND 76C76.
4. ALL PROPOSED UNDERPASS LIGHTING UNITS SHOWN ON THIS DRAWING SHALL BE POWERED FROM IDOT CONTROLLER "25". SEE DRAWING SL-02 FOR SINGLE LINE DIAGRAM OF IDOT CONTROLLER "25".
5. ALL PROPOSED UNDERPASS LIGHTING UNITS SHOWN ON THIS DRAWING SHALL BE PENDANT MOUNTED OFFSET TWO (2) FEET FROM THE PROPOSED EDGE OF ROADWAY (EOR) UNLESS NOTED OTHERWISE.
6. SPLICE NEW UNDERPASS LIGHTING CIRCUIT CABLES TO THE ROADWAY LIGHTING CIRCUIT CABLES IN THE JUNCTION BOX. SEE DRAWING RL-02 FOR CONTINUATION OF THE ROADWAY LIGHTING CIRCUIT.
7. THE UNDERPASS LIGHTING UNITS SHOWN ON THIS SHEET SHALL BE INSTALLED DURING CONTRACT NO. 76C76, STAGE 2. UTILIZE CONTRACT NO. 76C76 LANE CLOSURES AND TRAFFIC CONTROL WHENEVER POSSIBLE.



PROPOSED WORK
NOTE 7

JUNCTION BOX SCHEDULE		
NO.	SIZE	DESCRIPTION
JB1	6"x6"x4"	STAINLESS STEEL, ATTACHED TO STRUCTURE, UNDERPASS LIGHTING.
JB2	10"x8"x6"	STAINLESS STEEL, ATTACHED TO STRUCTURE, UNDERPASS LIGHTING.

CABLE /CONDUIT SCHEDULE	
NO.	DESCRIPTION
1	CKT. B: 2*10, 1*10 GND, IN 3/4" DIA. RGC ATTACHED TO STRUCTURE.
2	CKT. B: 2*10, 1*10 GND, IN 3/4" DIA. LIQUID TIGHT, NON METALLIC, FLEXIBLE CONDUIT.



UL-03

FILE NAME =	USER NAME = jentzt	DESIGNED - WDS	REVISED -	STATE OF ILLINOIS DEPARTMENT OF TRANSPORTATION	UNDERPASS LIGHTING PLANS RAMP 70E 55N AND RAMP 70E 64E OVER SB I-55 AND RAMP 64W 55S	F.A.I. RTE.	SECTION	COUNTY	TOTAL SHEETS	SHEET NO.	
\$FILEA#		DRAWN - TL	REVISED -			55/64	82-1L	ST. CLAIR	60	56	
	PLOT SCALE = 20.0000' / IN.	CHECKED - JPC	REVISED -			CONTRACT NO. 76C54					
	PLOT DATE = 12/28/2010	DATE - JANUARY 4, 2011	REVISED -			FED. ROAD DIST. NO. ILLINOIS FED. AID PROJECT					
					SCALE: NONE	SHEET NO. 3 OF 5 SHEETS	STA. N/A	TO STA. N/A			