

INDEX OF SHEETS/DRAWINGS

SHEET NO.	DRAWING NO.	TITLE
1.		TITLE SHEET
2.	G1	GENERAL NOTES & SUMMARY OF QUANTITIES
3.	G2	SITE PLAN
4.	G3	DETAILS
5.	G4	SOIL BORING LOGS
6.	DM1	DEMOLITION PLANS & SECTIONS
7.	S1	STRUCTURAL PLANS
8.	S2	STRUCTURAL SECTIONS
9.	S3	REINFORCING PLANS & SECTIONS
10.	S4	STRUCTURAL DETAILS
11.	S5	STRUCTURAL DETAILS
12.	A1	PLANS, ELEVATIONS & SCHEDULES
13.	A2	ARCHITECTURAL DETAILS
14.	M1	MECHANICAL PLANS
15.	M2	MECHANICAL SECTIONS
16.	M3	MECHANICAL DETAILS
17.	M4	EQUIPMENT SCHEDULE & PUMPING OPERATING ELEV.
18.	M5	HVAC SCHEDULE AND OPERATING SEQUENCE
19.	E1	ELECTRICAL SYMBOL LIST
20.	E2	ELECTRICAL SITE PLAN
21.	E3	ELECTRICAL DEMOLITION PLANS
22.	E4	MCC - ONE LINE DIAGRAM
23.	E5	MCC - ELEVATION
24.	E6	PUMP & FAN CONTROL SCHEMATICS
25.	E7	ELECTRICAL VALVE ACTUATOR CONTROL SCHEMATICS
26.	E8	LIGHTING PLANS
27.	E9	POWER PLANS
28.	E10	MAIN PUMPS & LOW FLOW PUMP TERMINAL SCHEDULE
29.	E11	CONTROL PANEL SCHEMATIC SHEET 1
30.	E12	CONTROL PANEL SCHEMATIC SHEET 2
31.	E13	CONTROL PANEL EQUIPMENT LAYOUT SHEET 1
32.	E14	CONTROL PANEL EQUIPMENT LAYOUT SHEET 2
33.	E15	CONTROL PANEL DETAILS
34.	E16	CONTROL PANEL TERMINAL SCHEDULE
35.	E17	SCADA PANEL TERMINAL SCHEDULE
36.	E18	SCADA PANEL LAYOUT & DETAILS
37.	E19	SCADA SYSTEM DIAGRAMS
38.	E20	ELECTRICAL DETAILS
39.	E21	I & C DETAILS

FULL SIZE PLANS HAVE BEEN PREPARED USING STANDARD ENGINEERING SCALES, REDUCED SIZED PLANS WILL NOT CONFORM TO STANDARD SCALES, IN MAKING MEASUREMENTS ON REDUCED PLANS, THE SCALES SHOWN MAY BE USED.

ALL UTILITY LOCATION INFORMATION FOR EXCAVATION CALL JULIE 1-800-0123

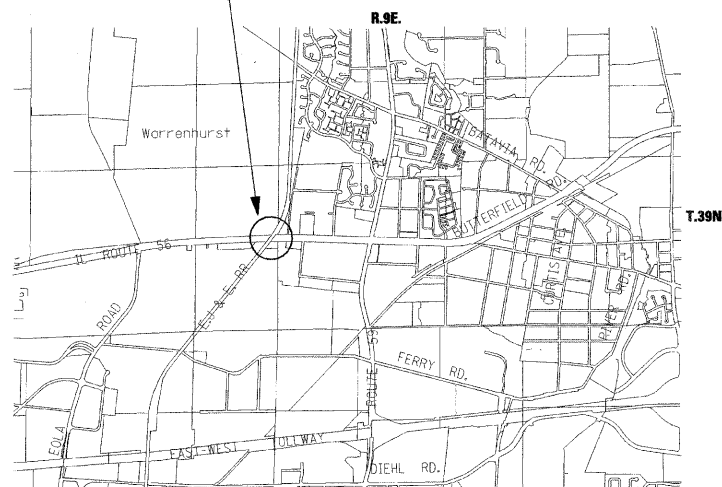
CONTRACT NO. 82726

STATE OF ILLINOIS
DEPARTMENT OF TRANSPORTATION
DIVISION OF HIGHWAYS
PLANS FOR PROPOSED
FEDERAL AID HIGHWAY

FAP RTE. 365 (BUTTERFIELD ROAD) (IL 56)
PUMP STATION REHABILITATION
PUMP STATION NO. 48
IL 56 AT E.J. & E. RR
SECTION: 59 (SA,SB & SF) 1
PROJECT: F-0365(014)
C-91-155-94
DUPAGE COUNTY


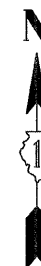
IDOT STANDARDS
 664001 CHAIN LINK FENCE

PROJECT LOCATION



LOCATION MAP

SCALE: 0 1,000 2,000 4,000 FT.

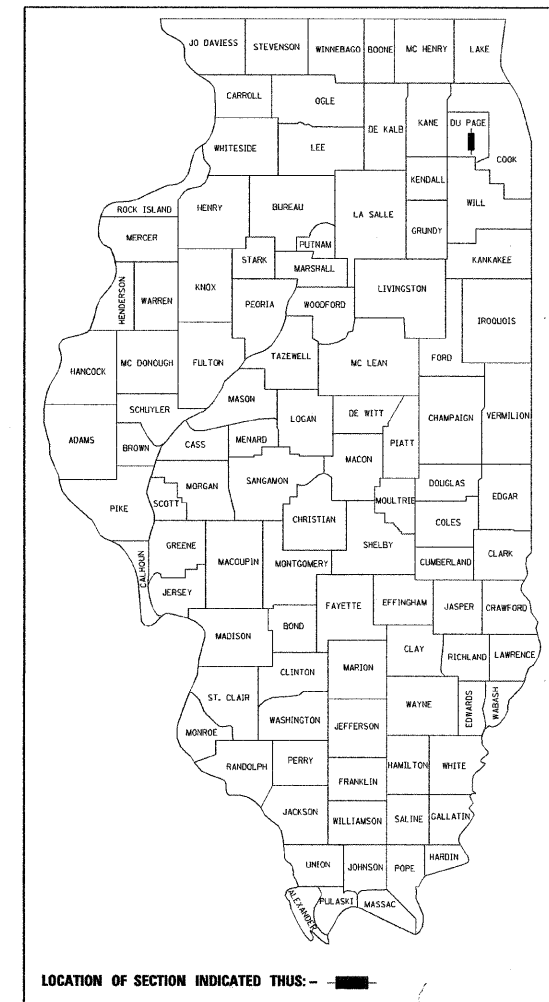


SIGNED: *Kou H. Chang*
 KOU H. CHANG P.E.
 L.I.C. NO.: 062-028805
 EXPIRES: 11-30-2011
 DATE: 3/10/11

SEAL

F.A.P. RTE.	SECTION	COUNTY	TOTAL SHEETS	SHEET NO.
365	59(SA, SB&SF)1	COOK	39	1
FED. ROAD DIST. NO.		ILLINOIS	FED. AID PROJECT	

D-91-155-94



LOCATION OF SECTION INDICATED THUS: - - ■ - -

STATE OF ILLINOIS
DEPARTMENT OF TRANSPORTATION
DIVISION OF HIGHWAYS

SUBMITTED MARCH 15, 20 11
Diane M. O'Keefe DISTRICT ENGINEER
May 13 20 11
Scott E. Stitt, P.E./ac
 Acting ENGINEER OF PROJECT DEVELOPMENT AND IMPLEMENTATION
May 13 20 11
Christine M. Reed for
 ENGINEER OF DESIGN AND ENVIRONMENT

 20



MARK JENKINS - IDOT ELECTRICAL OPERATIONS SECTION CHIEF (847)705-4350