

# INDEX OF SHEETS

SHEET NO.	DESCRIPTION
1	TITLE SHEET & SUMMARY OF QUANTITIES
2	PLAN & PROFILE, TYPICAL SECTIONS, GENERAL
3-4	NOTES & STONE RIPRAP DITCH DESIGN
5-16	ROADWAY CROSS SECTIONS BRIDGE DESIGN

# HIGHWAY STANDARDS


000001-06	STANDARD SYMBOLS, ABBREVIATIONS & PATTERNS (8 SHEETS)
220001-05	TEMPORARY EROSION CONTROL SYSTEMS (2 SHEETS)
515001-03	NAME PLATE FOR BRIDGES (2 SHEETS)
701901-01	TRAFFIC CONTROL DEVICES (3 SHEETS)
B.L.R. 21-8	TYPICAL APPLICATION OF TRAFFIC CONTROL DEVICES FOR CONSTRUCTION ON RURAL LOCAL HIGHWAYS
B.L.R. 22-6	TYPICAL APPLICATION OF TRAFFIC CONTROL DEVICES FOR CONSTRUCTION ON RURAL LOCAL HIGHWAYS (TWO-LANE TWO-WAY RURAL TRAFFIC) (ROAD CLOSED TO THRU TRAFFIC)

# SUMMARY OF QUANTITIES

QUANTITY	UNIT	ITEM	CODE NO.
30.00	CU YD	EARTH EXCAVATION	20200100
388.00	CU YD	CHANNEL EXCAVATION	20300100
119.00	CU YD	FURNISHED EXCAVATION	20400300
14.00	FOOT	TEMPORARY DITCH CHECKS	28000305
22.00	TON	AGGREGATE (EROSION CONTROL)	28001000
440.00	TON	STONE DUMPED RIPRAP, CLASS A4	28399807
340.00	TON	AGGREGATE SURFACE COURSE, TYPE B	40200800
1.00	EACH	REMOVAL OF EXISTING STRUCTURES	50100100
50.60	CU YD	CONCRETE STRUCTURES	50300225
21.40	CU YD	CONCRETE ENCASEMENT	50300280
2544.00	SO FT	PRECAST PRESTRESSED CONCRETE DECK BEAMS (17" DEPTH)	50400305
5010.00	POUND	REINFORCEMENT BARS	50800105
210.00	FOOT	STEEL RAILING, TYPE S1	50900205*
800.00	FOOT	FURNISHING STEEL PILES HP10X42	51201400
800.00	FOOT	DRIVING PILES	51202305
2.00	EACH	TEST PILE STEEL HP10X42	51203400
1.00	EACH	NAME PLATES	51500100
35.00	FOOT	PIPE CULVERTS, CLASS C, TYPE 1 15"	54200220
50.00	FOOT	PIPE CULVERTS, CLASS D, TYPE 1 24"	54200229
1.00	L SUM	MOBILIZATION	67100100
0.30	ACRE	SEEDING, CLASS 2 (SPECIAL)	X2501000
55.00	TON	STONE LINED DITCH	20068900

\* SPECIALTY ITEMS

DESIGN DESIGNATION:  
DESIGN SPEED: 30 MPH  
HIGHWAY CLASS - LOCAL ROAD  
EXISTING STRUCTURE NO.: 096-3112  
PROPOSED STRUCTURE NO.: 096-3455  
CURRENT A.D.T. = 25  
CONTRACT NO. 95650



# STATE OF ILLINOIS

## DEPARTMENT OF TRANSPORTATION

# PLANS FOR PROPOSED FEDERAL AID - H.B.P. PROJECT

T.R. 273 WAYNE COUNTY SECTION 09-16122-00-BR

PROJECT NO. BROS-191(062) JOB NO. C-97-056-11

CONTRACT #95650 DIVERSION DITCH


T.R.	SECTION	COUNTY	TOTAL SHEETS	SHEET NO.
273	09-16122-00-BR	WAYNE	16	1

323 W. 3RD ST.  
P.O. BOX 160  
MT. CARMEL, IL 62963  
PHONE: (618)-262-8651  
FAX: (618)-263-3327

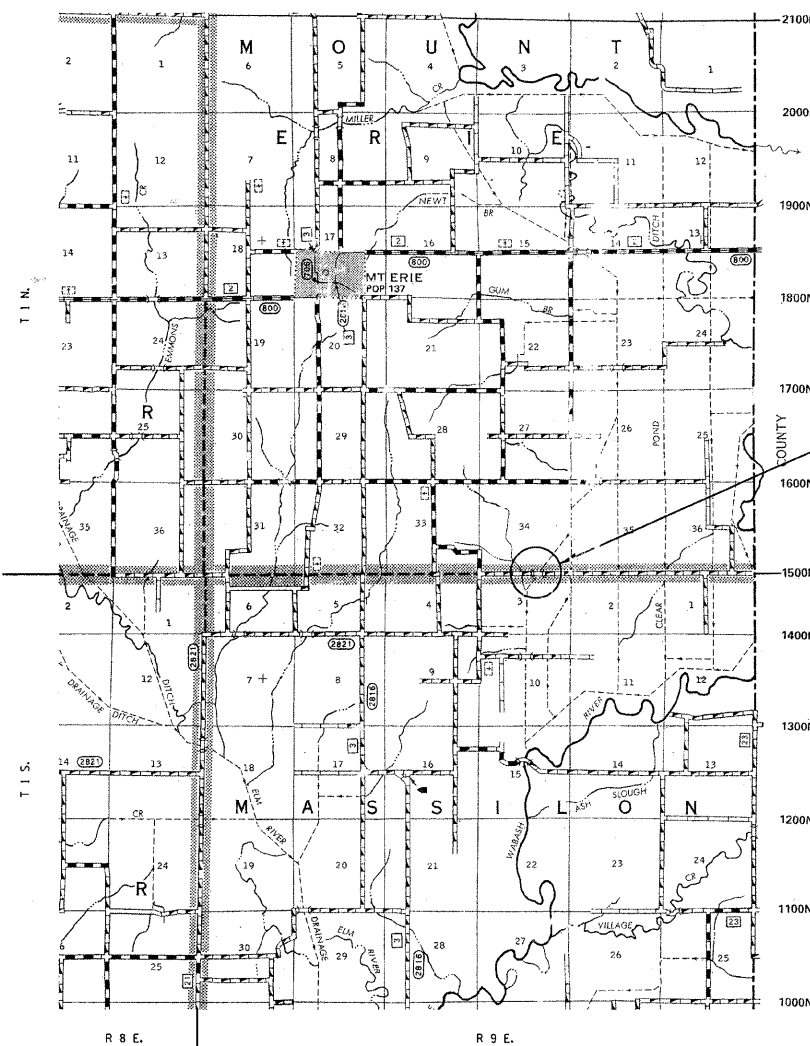
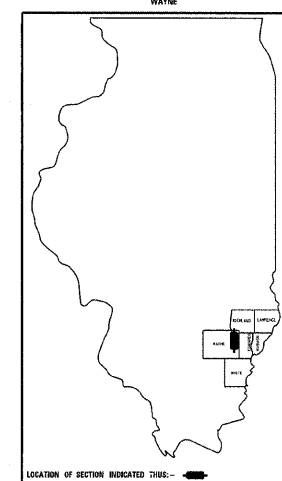
405 W. STATE ST.  
SUITE 1  
PRINCETON, IN 47370  
PHONE: (812)-386-7611  
FAX: (812)-385-2812



PROFESSIONAL DESIGN FIRM  
LAND SURVEY & PROFESSIONAL ENGINEERING CORPORATION  
184-00887  
(62-032435)(35-002769)



AARON M. MEFFORD  
NAME  
SIGNATURE  
DATE  
11-30-11  
EXPIRES

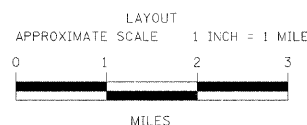


PLAN	1" = 50'	
PROFILE	1" = 50'	
PROFILE VERT.	1" = 5'	

SECTION 09-16122-00-BR  
BEGINS STATION 2+35

STATION 5+00, STRUCTURE NO. 096-3455  
A 106' LONG TRIPLE SPAN (33', 40', 33') PRECAST  
PRESTRESSED CONCRETE DECK BEAM BRIDGE  
(17" DEPTH), 24' ROADWAY, 35° LT. FWD. SKEW.

SECTION 09-16122-00-BR  
ENDS STATION 7+65



GROSS LENGTH	530.00 FT	0.100 MILES
OMISSIONS	0.00 FT	0.00 MILES
NET LENGTH	530.00 FT	0.100 MILES

APPROVED 4-7 20 11  
*Arthur J. Herbert*  
COUNTY ENGINEER

PASSED 4-12 20 11  
*Maureen Koell*  
DISTRICT SEVEN ENGINEER OF  
LOCAL ROADS & STREETS

Releasing For  
Bid Based on  
Limited Review 4-12 20 11  
*Roger L. Anichetel*  
DEPUTY DIRECTOR OF HIGHWAYS,  
REGION FOUR ENGINEER

STATE OF ILLINOIS  
DEPARTMENT OF TRANSPORTATION

DIVERSION DITCH  
TOWNSHIP ROUTE 273  
WAYNE COUNTY, ILLINOIS

SHEET TITLE:

TITLE SHEET

SCALE: VARIES

BY: AMM

DATE: 4/6/11

REV:

1 OF 16

SHEETS

SHEET NO.

1