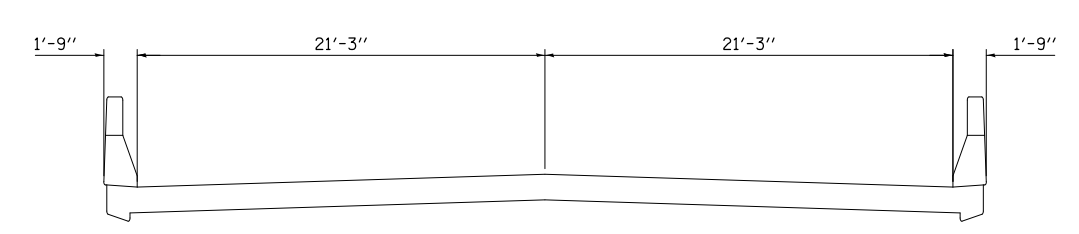



PLAN VIEW



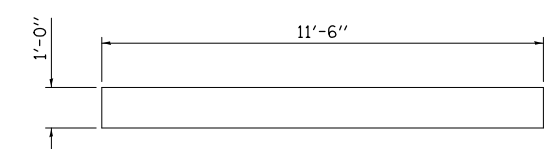
TYPICAL SECTION

TYPICAL SECTION



ELEVATION VIEW

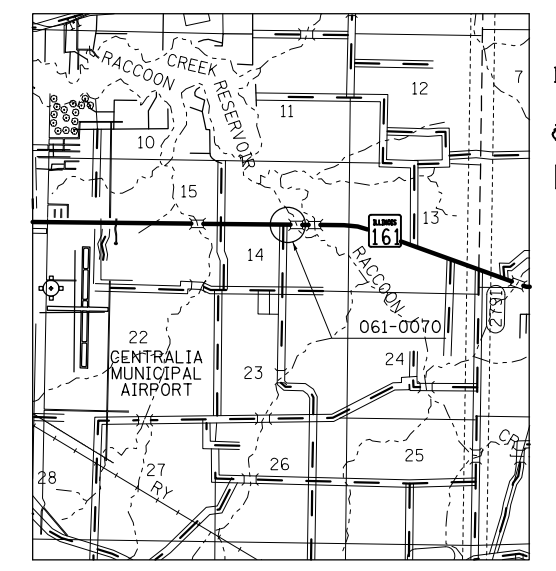
SIDE VIEW



PLAN VIEW

WING WALL DETAIL

ITEM	UNIT	TOTAL
CONCRETE SEALER	SQ FT	7,321



STRUCTURE NUMBER 061-0070

• VARIOUS ROUTES

FILE NAME =	USER NAME = muehlfeldac	DESIGNED - ACM	REVISED -
et:\pw\work\p\dot\muehlfeldac\d8288263\8976f49-shit-plan.dgn		DRAWN - ACM	REVISED -
	PLOT SCALE = 100.0000' / in.	CHECKED -	REVISED -
	PLOT DATE = 3/8/2012	DATE -	REVISED -

STATE OF ILLINOIS
DEPARTMENT OF TRANSPORTATION

BRIDGE LAYOUT SHEETS

SCALE: NONE SHEET 11 OF 25 SHEETS STA. TO STA.

F.A. RTE.	SECTION	COUNTY	TOTAL SHEETS	SHEET NO.
	DIST 8 BR. DECK 2012-2	MARION	29	11
			CONTRACT NO. 76F49	
ILLINOIS FED. AID PROJECT				

Dist 8 bridge Deck 2012-2