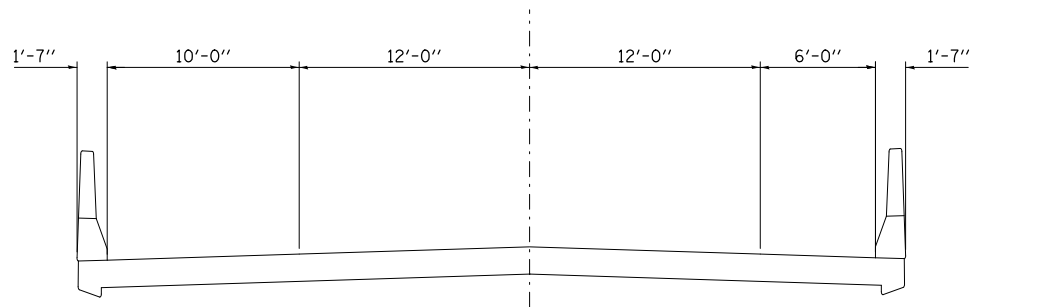
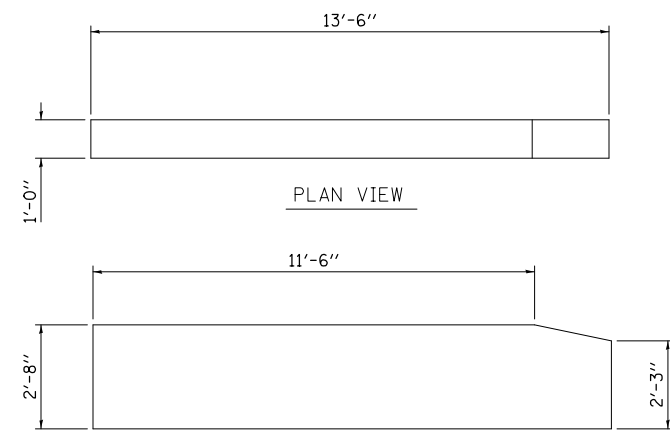


PLAN VIEW



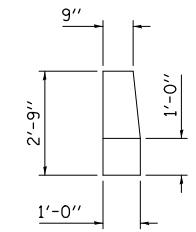
TYPICAL SECTION



PLAN VIEW

ELEVATION VIEW

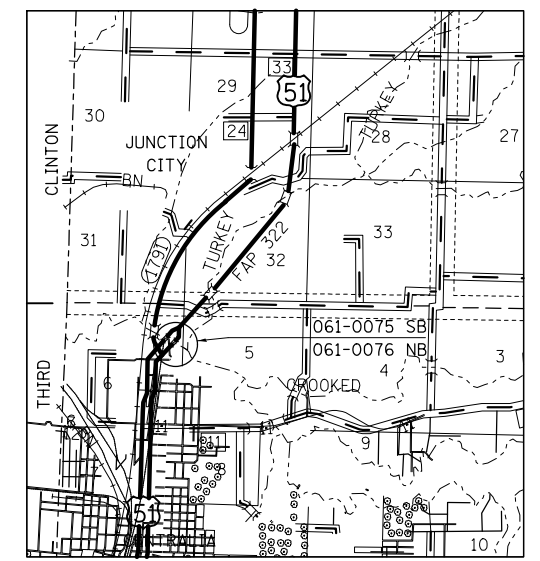
WINGWALL DETAIL



SIDE VIEW

061-0075 SB		
ITEM	UNIT	TOTAL
CONCRETE SEALER	SQ FT	14,878

061-0076 NB		
ITEM	UNIT	TOTAL
CONCRETE SEALER	SQ FT	14,878



STRUCTURE NUMBER 061-0075 & 061-0076

FILE NAME =	USER NAME = muehlfeldac	DESIGNED - ACM	REVISED -
et:\pw\work\p\dtdot\muehlfeldac\d8288263\876f49-shd-plan.dgn		DRAWN - ACM	REVISED -
	PLOT SCALE = 100.0000' / in.	CHECKED -	REVISED -
	PLOT DATE = 3/8/2012	DATE -	REVISED -

**STATE OF ILLINOIS
DEPARTMENT OF TRANSPORTATION**

BRIDGE LAYOUT SHEETS

SCALE: NONE SHEET 16 OF 25 SHEETS STA. TO STA.

F.A. RTE.	SECTION	COUNTY	TOTAL SHEETS	SHEET NO.
	DIST 8 BR. DECK 2012-2	MARION	29	16
ILLINOIS FED. AID PROJECT			CONTRACT NO. 76F49	