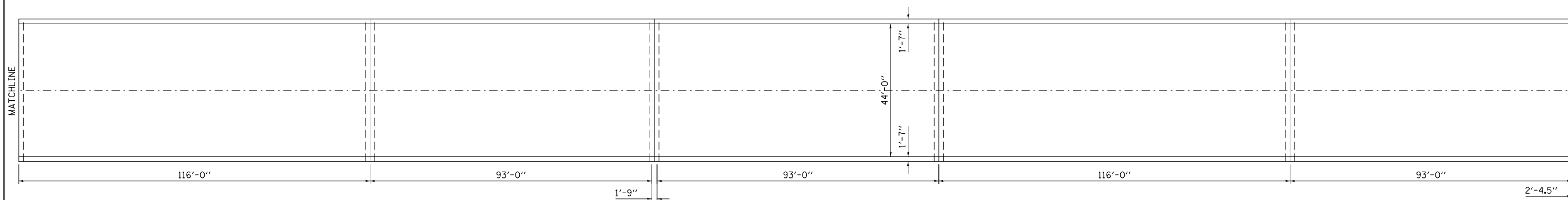
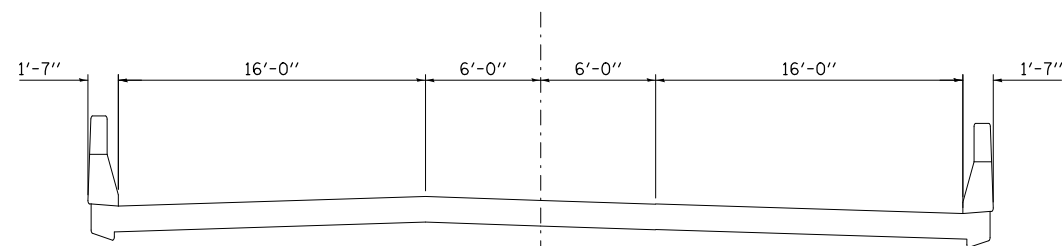


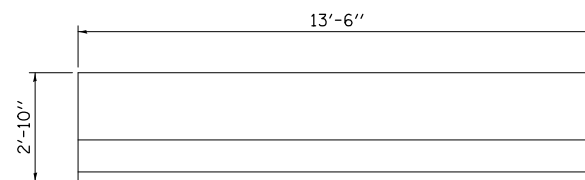
PLAN VIEW



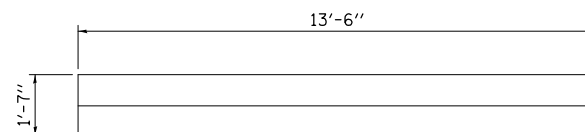
PLAN VIEW



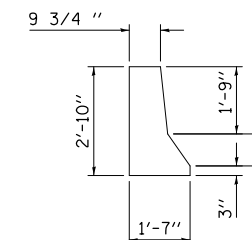
TYPICAL SECTION



ELEVATION VIEW

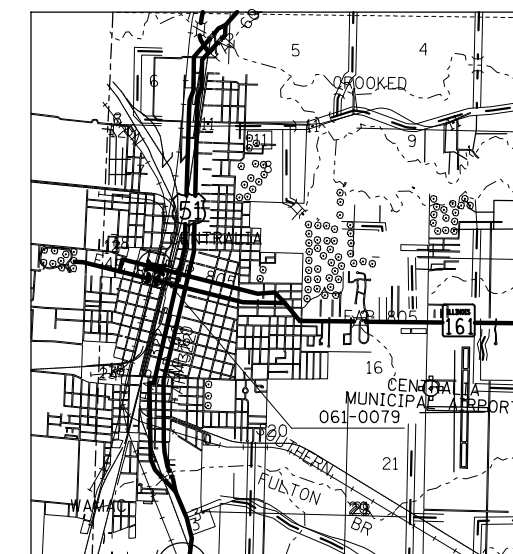


PLAN VIEW



SIDE VIEW

ITEM	UNIT	TOTAL
CONCRETE SEALER	SQ FT	51,370



WING WALL DETAIL

STRUCTURE NUMBER 061-0079

FILE NAME =	USER NAME = muehlfeldac	DESIGNED - ACM	REVISED -
et:\pw\work\p\dot\muehlfeldac\d8288263\8976f49-shit-plan.dgn		DRAWN - ACM	REVISED -
	PLOT SCALE = 100.0000' / in.	CHECKED -	REVISED -
	PLOT DATE = 3/8/2012	DATE -	REVISED -

STATE OF ILLINOIS  
DEPARTMENT OF TRANSPORTATION

BRIDGE LAYOUT SHEETS

SCALE: NONE SHEET 19 OF 25 SHEETS STA. TO STA.

F.A. RTE.	SECTION	COUNTY	TOTAL SHEETS	SHEET NO.
DIST 8 BR. DECK 2012-2		MARION	29	19
CONTRACT NO. 76F49			ILLINOIS FED. AID PROJECT	

Dist 8 bridge Deck 2012-2