




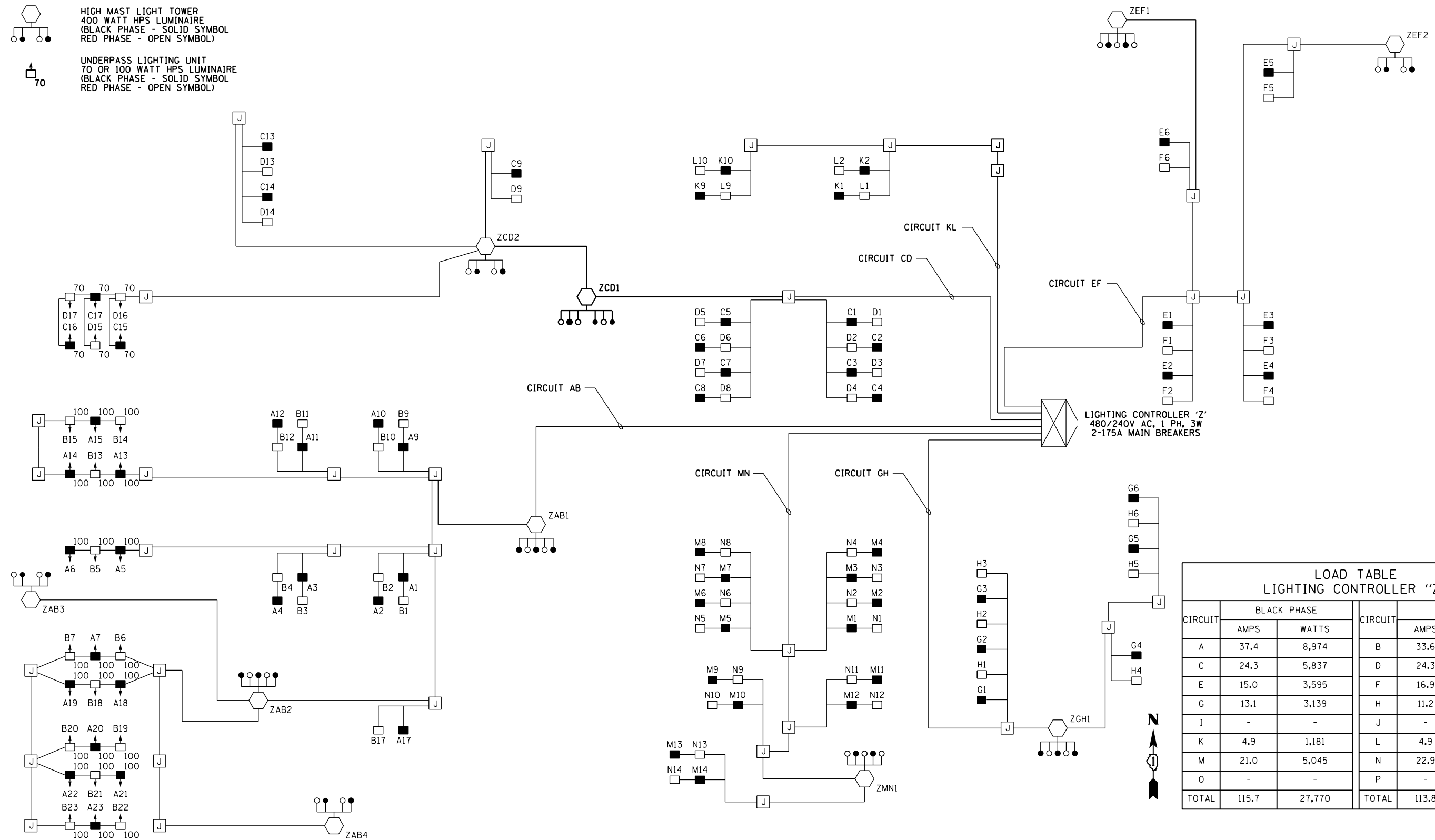


SYMBOLS LEGEND

-  IDOT LIGHTING CONTROLLER
-  JUNCTION BOX
-  UNDERPASS LIGHTING UNIT
55 WATT LPS LUMINAIRE
(BLACK PHASE - SOLID SYMBOL
RED PHASE - OPEN SYMBOL)
-  HIGH MAST LIGHT TOWER
400 WATT HPS LUMINAIRE
(BLACK PHASE - SOLID SYMBOL
RED PHASE - OPEN SYMBOL)
-  UNDERPASS LIGHTING UNIT
70 OR 100 WATT HPS LUMINAIRE
(BLACK PHASE - SOLID SYMBOL
RED PHASE - OPEN SYMBOL)



**LOAD TABLE
LIGHTING CONTROLLER "Z"**

CIRCUIT	BLACK PHASE		RED PHASE		
	AMPS	WATTS	AMPS	WATTS	
A	37.4	8,974	B	33.6	8,062
C	24.3	5,837	D	24.3	5,837
E	15.0	3,595	F	16.9	4,051
G	13.1	3,139	H	11.2	2,683
I	-	-	J	-	-
K	4.9	1,181	L	4.9	1,181
M	21.0	5,045	N	22.9	5,501
O	-	-	P	-	-
TOTAL	115.7	27,770	TOTAL	113.8	27,314

E-15

FILE PATH = p:\388035\pmt\aeconomline\local\p\AECD000\Documents\01_Americas\Transportation\60269938_Circle\Phase_1\000_CND\01E_Electrical\Sheets\60W28_Contract\0160W28-sht-Light-15



D160W28-sht-Light-15
 USER NAME = myersc
 PLOT SCALE = 20.0000' / in.
 PLOT DATE = 3/21/2014

DESIGNED - WDS
 DRAWN - CAM
 CHECKED - WDS
 DATE - 9/15/13 /14

REVISED -
 REVISED -
 REVISED -
 REVISED -

**STATE OF ILLINOIS
DEPARTMENT OF TRANSPORTATION**

**IDOT LIGHTING CONTROLLER 'Z'
WIRING DIAGRAM**

SCALE: N.T.S. SHEET 15 OF 17 SHEETS STA. TO STA.

F.A.I. RTE. 90/94/290	SECTION 2013-010R	COUNTY COOK	TOTAL SHEETS 747	SHEET NO. 305
CONTRACT NO. 60W28			ILLINOIS FED. AID PROJECT	