EXISTING CONTROLLER SEQUENCE

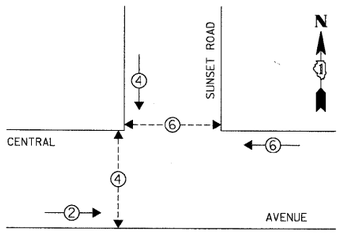

LEGEND

DUAL ENTRY PHASE

PEDESTRIAN PHASE

NUMBER REFERS TO ASSOCIATED PHASE

EXISTING PHASE DESIGNATION DIAGRAM

EMERGENCY VEHICLE PREEMPTION SEQUENCE

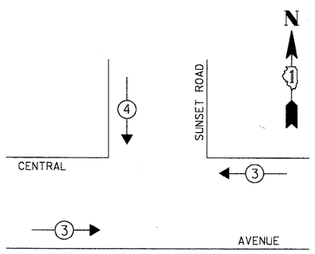

PROPOSED EMERGENCY VEHICLE PREEMPTORS		
EMERGENCY VEHICLE PREEMPTOR	3	4
MOVEMENT	← →	↓

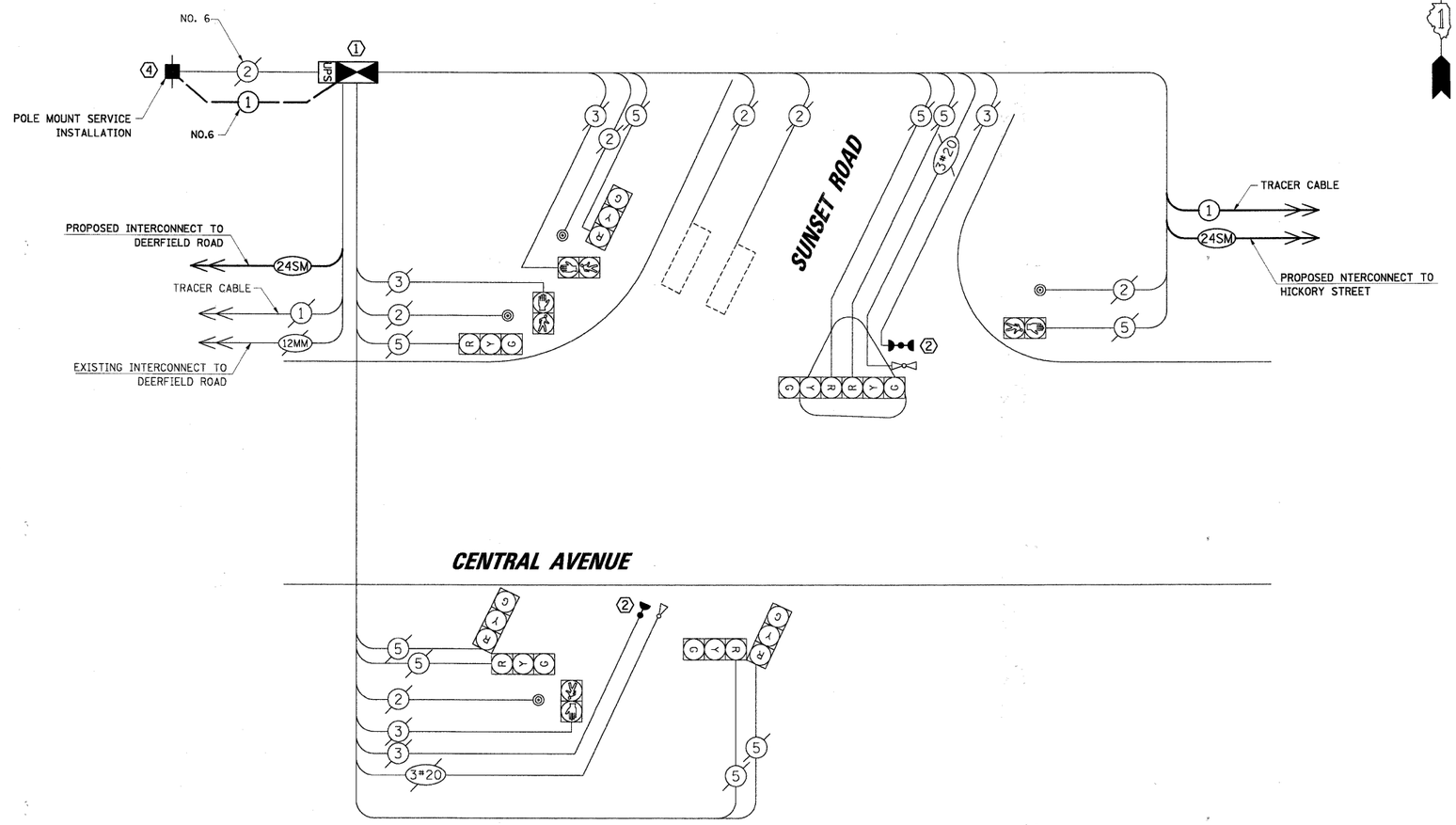

CABLE PLAN

L.C.D.O.T. TRAFFIC SIGNAL INSTALLATION ELECTRICAL SERVICE REQUIREMENTS					TOTAL WATTAGE
TYPE	NO. OF LAMPS	WATTAGE XINCAND.	WATTAGE LED	x % OPERATION	
SIGNAL (RED)	8		10	0.50	40.0
(YELLOW)	8		19	0.10	15.2
(GREEN)	8		11	0.40	35.2
ARROW	-		9	0.10	-
PED. SIGNAL	4		9	1.00	3.6
CONTROLLER	1		100	1.00	100.0
LUMINAIRE	-		250	0.50	-
L.E.D. ST. NAME SIGN	-		64	0.50	-
VIDEO SYSTEM	-		150	1.00	-
BATTERY BACKUP	1		25	1.00	25.0
ENERGY COSTS TO:				TOTAL =	219.0

CITY OF HIGHLAND PARK

1707 ST. JOHNS AVENUE
HIGHLAND PARK, IL 60035-3593

ENERGY SUPPLY: CONTACT: JEAN WILL
PHONE: (847) 816-5459
COMPANY: COMED

THE FOLLOWING ITEMS SHALL BE REMOVED BY THE CONTRACTOR AND SHALL BE DISPOSED OF BY THEM OUTSIDE THE RIGHT-OF-WAY AT THEIR EXPENSE. THE SALVAGE VALUE OF THE REMOVED EQUIPMENT SHALL BE REFLECTED IN THE CONTRACT BID PRICE.

1 EACH CONTROLLER AND CABINET (COMPLETE)
1 EACH SERVICE INSTALLATION

CONSTRUCTION NOTES:

1. ALL EXISTING CONFIRMATION BEACONS SHALL BE RETROFITTED WITH LED INDICATIONS. THIS WORK SHALL BE INCLUDED IN THE COST FOR TO THE PAY ITEM: UNINTERRUPTIBLE POWER SUPPLY.
2. RELOCATE EXISTING LIGHT DETECTOR AMPLIFIER TO NEW CONTROLLER CABINET.
3. THE TRAFFIC SIGNAL CONTROLLER SHALL BE NTCIP COMPATIBLE.
4. INSTALL NEW POLE MOUNT SERVICE INSTALLTION. INSTALL SERVICE GROUND CABLE IN EXISTING CONDUIT.

SCHEDULE OF QUANTITIES

ITEM	UNIT	TOTAL
MAINTENANCE OF EXISTING TRAFFIC SIGNAL INSTALLATION	EACH	1
FULL-ACTUATED CONTROLLER AND TYPE IV CABINET, SPECIAL	EACH	1
DRILL EXISTING HANDHOLE	EACH	1
RELOCATE EXISTING EMERGENCY VEHICLE PRIORITY SYSTEM, PHASING UNIT	EACH	1
REMOVE EXISTING TRAFFIC SIGNAL EQUIPMENT	EACH	1
SERVICE INSTALLATION - POLE MOUNTED	EACH	1
UNINTERRUPTIBLE POWER SUPPLY	EACH	1
LAYER II (DATALINK) SWITCH	EACH	1
INDUCTIVE LOOP DETECTOR	EACH	2
ELECTRIC CABLE IN CONDUIT, GROUND NO. 6 1C	FOOT	46

NOTE:
THE TRAFFIC SIGNAL CONTROLLER EQUIPMENT FOR THIS PROJECT SHALL BE "EAGLE" TO MATCH THE EXISTING ADJACENT SYSTEM.

CHRISTOPHER B. BURKE ENGINEERING LTD.
9575 West Higgins Road, Suite 600
Rosemont, Illinois 60018
(847) 823-0500

PLAN — NOTE BOOK NO. — SURVEYED — PLOTTED — ALIGNMENT CHECKED — R.T. OF WAY CHECKED — CADD FILE NAME — BY — DATE

PROFILE — NOTE BOOK NO. — SURVEYED — PLOTTED — GRADES CHECKED — B.M. NOTED — STRUCTURE NOTATNS CHKD — BY — DATE

FILE NAME = N:\LCDOT\090407\Traffic\CAB_Central-Sunset.dgn	USER NAME = FBARISO	DESIGNED - ABR	REVISED -	STATE OF ILLINOIS DEPARTMENT OF TRANSPORTATION	SCHEDULE OF QUANTITIES, CABLE PLAN, PHASE DESIGNATION DIAGRAM AND EMERGENCY VEHICLE PREEMPTION SEQUENCE CENTRAL AVENUE AND SUNSET ROAD	F.A.P. RTE.	SECTION	COUNTY	TOTAL SHEETS	SHEET NO.
		DRAWN - FPB / FCP	REVISED -				06-00924-00-TL	LAKE	76	38
	PLOT SCALE = NOT TO SCALE	CHECKED - MJT	REVISED -					CONTRACT NO. 63485		
	PLOT DATE = 5/3/2010	DATE - APRIL 30, 2010	REVISED -		SCALE: NOT TO SCALE SHEET NO. -- OF -- SHEETS STA. -- TO STA. --			ILLINOIS FED. AID PROJECT		