
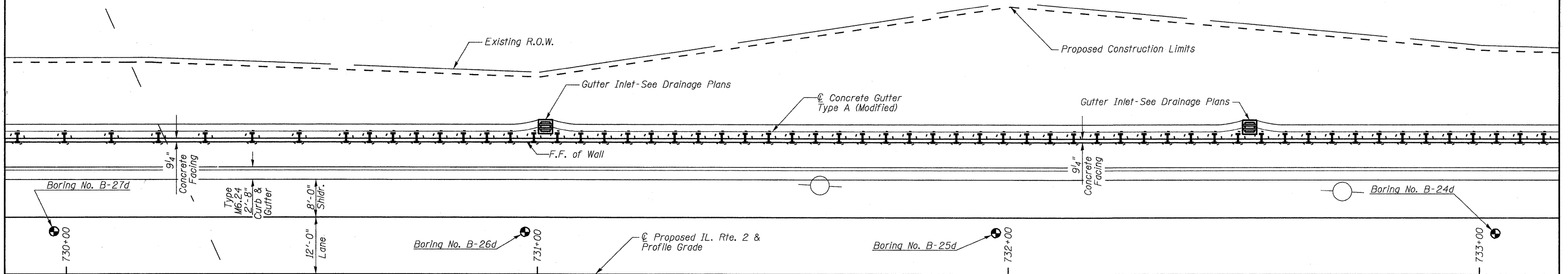
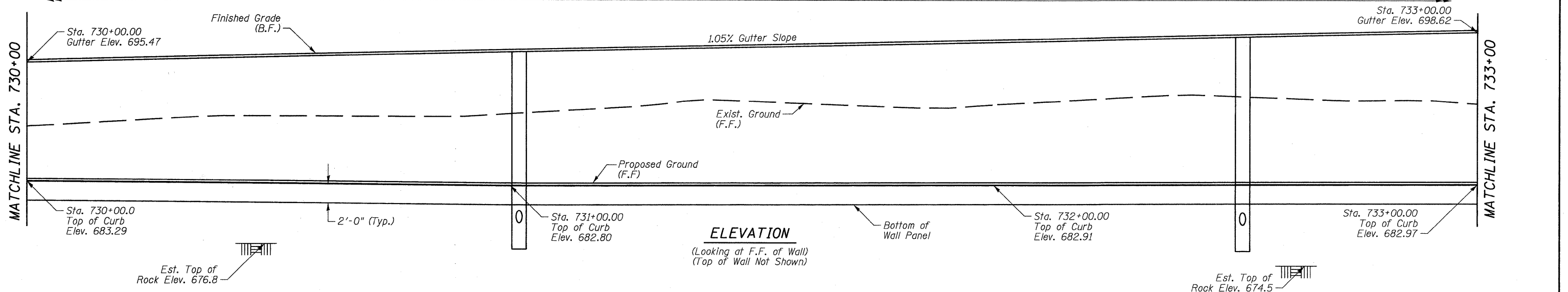


STATE OF ILLINOIS
DEPARTMENT OF TRANSPORTATION

1358'-3 5/8"

* For top of wall elevation, pile section, spacing and lip elevation see sheets 8-12 of 23. Bottom of wall panels shall be a minimum of 2'-0" below top of curb.



DESIGNED	JMW
CHECKED	DFM
DRAWN	CTH
CHECKED	DFM

GENERAL PLAN & ELEVATION
STRUCTURE NO. 071-7004

SHEET NO. 2 23 SHEETS	F.A.P. RTE.	SECTION	COUNTY	TOTAL SHEETS	SHEET NO.
	742	37R-4	OGLE	867	214
CONTRACT NO. 64E17					
FED. ROAD DIST. NO. 7 ILLINOIS FED. AID PROJECT					