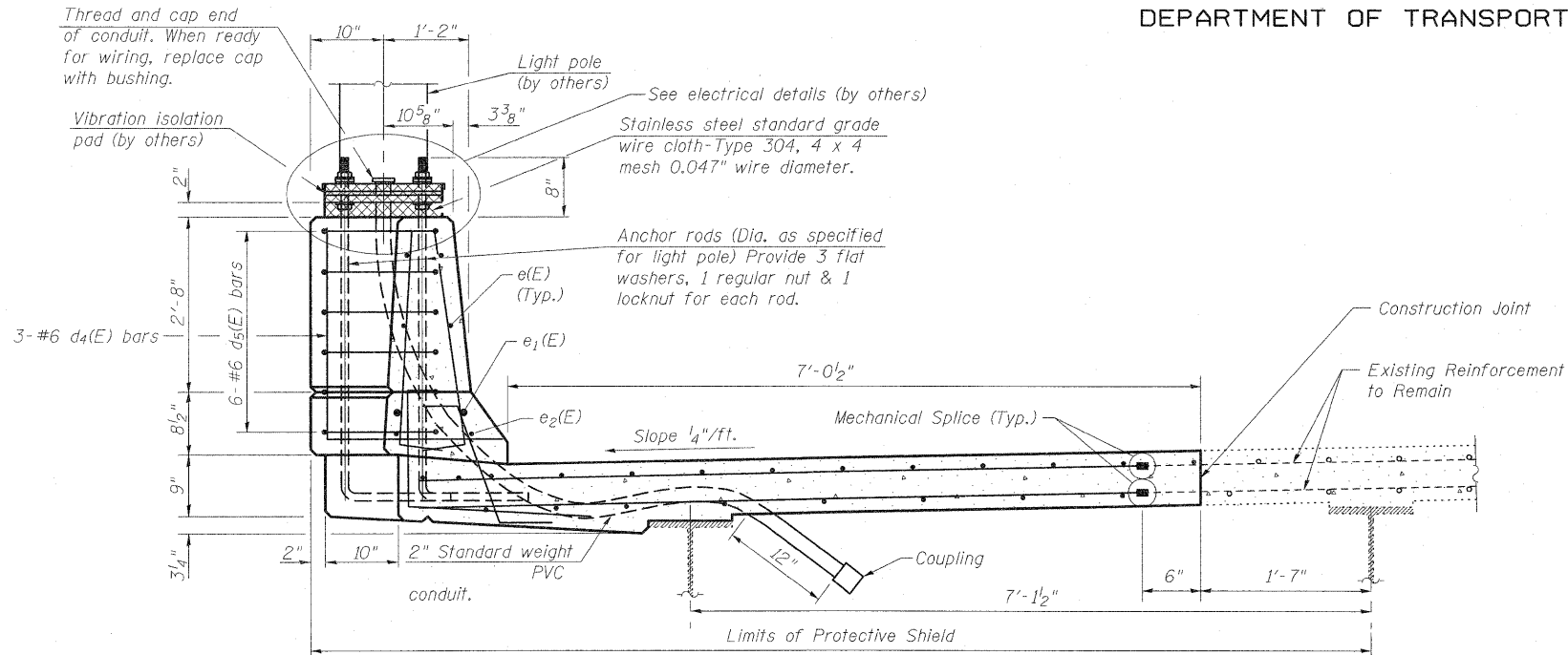
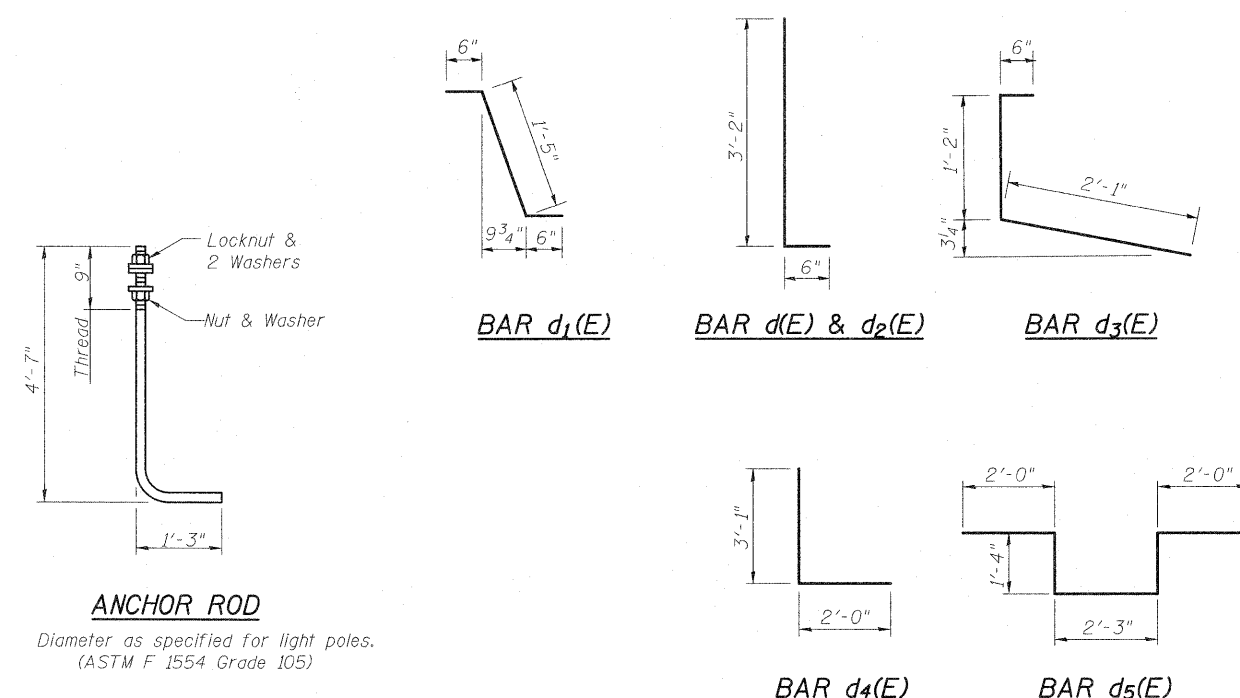


STATE OF ILLINOIS
DEPARTMENT OF TRANSPORTATION



SECTION A-A

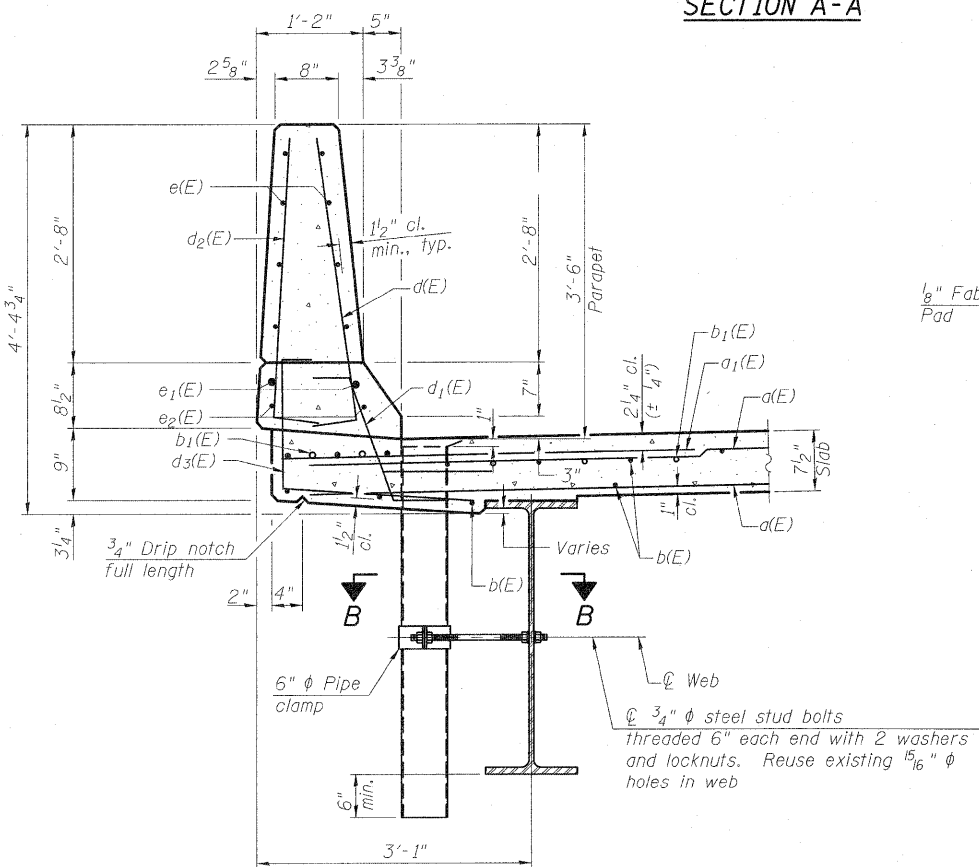


ANCHOR ROD

Diameter as specified for light poles.
(ASTM F 1554 Grade 105)

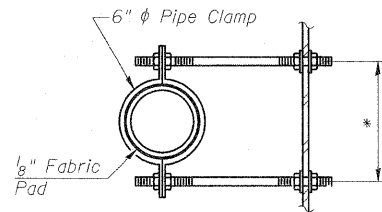
Notes:

The exterior surfaces of the floor drains shall be painted with the finish coat as specified in the special provisions for Cleaning and Painting New Metal Structures. The exterior surfaces of the drains shall be cleaned according to the Society of Protective Coating's Spec. SSPC-SP1 prior to painting. Fiberglass pipe shall conform to ASTM D 2996, with short-time rupture strength hoop tensile stress of 30,000 p.s.i. minimum. Galvanize clamping device according to AASHTO M232. Cost of clamping device and inserts is included with Floor Drains.



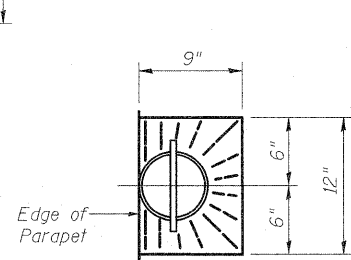
SECTION THRU PARAPET

(drain replacement on W. Parapet only)

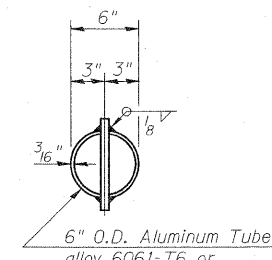


SECTION B-B

* Dimension as required by Pipe Clamp

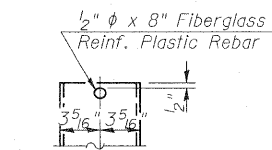


TOP PLAN

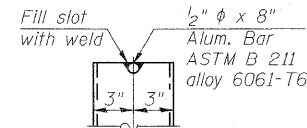


TOP PLAN

(Showing Aluminum Tube)



FIBERGLASS PIPE



ALUMINUM TUBE

BILL OF MATERIAL

Bar	No.	Size	Length	Shape	
a(E)	62	#5	7'-10"	—	
a1(E)	20	#6	4'-6"	—	
b(E)	76	#5	5'-4"	—	
b1(E)	18	#6	8'-6"	—	
d(E)	22	#5	3'-8"	—	
d1(E)	22	#5	2'-5"	—	
d2(E)	22	#4	3'-8"	—	
d3(E)	22	#4	3'-9"	—	
d4(E)	6	#6	5'-1"	—	
d5(E)	12	#6	8'-11"	—	
e(E)	32	#4	5'-1"	—	
e1(E)	8	#8	6'-8"	—	
e2(E)	8	#5	5'-4"	—	
Concrete Removal				Cu. Yd.	6.5
Concrete Superstructure				Cu. Yd.	7.2
Reinforcement Bars, Epoxy Coated				Pound	2050

PARAPET DETAILS

S.N. 025-0099 & 025-0100

DESIGNED	B.B.
CHECKED	C.J.F.
DRAWN	W.J.S.
CHECKED	C.J.F. & B.B.



BERNARDIN
LOCHMUELLER &
ASSOCIATES, INC.

3 Oak Drive
Maryville, IL 62062-5655
Local (618) 388-4665
Fax 618-298-4665

SHEET NO. 3

4 SHEETS

F.A.I. RTE.	SECTION	COUNTY	TOTAL SHEETS	SHEET NO.
70	(25-3)R, BY	EFFINGHAM	1416	426
SN 025-0099 & 025-0100		CONTRACT NO. 74296		
FED. ROAD DIST. NO. 7		ILLINOIS FED. AID PROJECT		