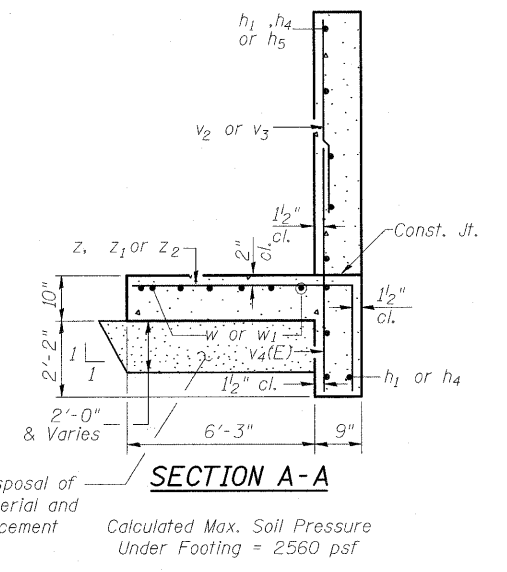
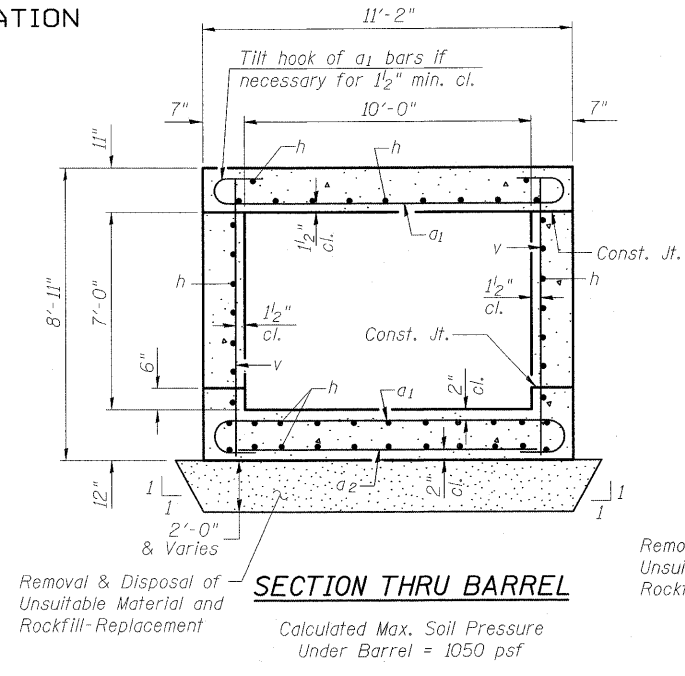
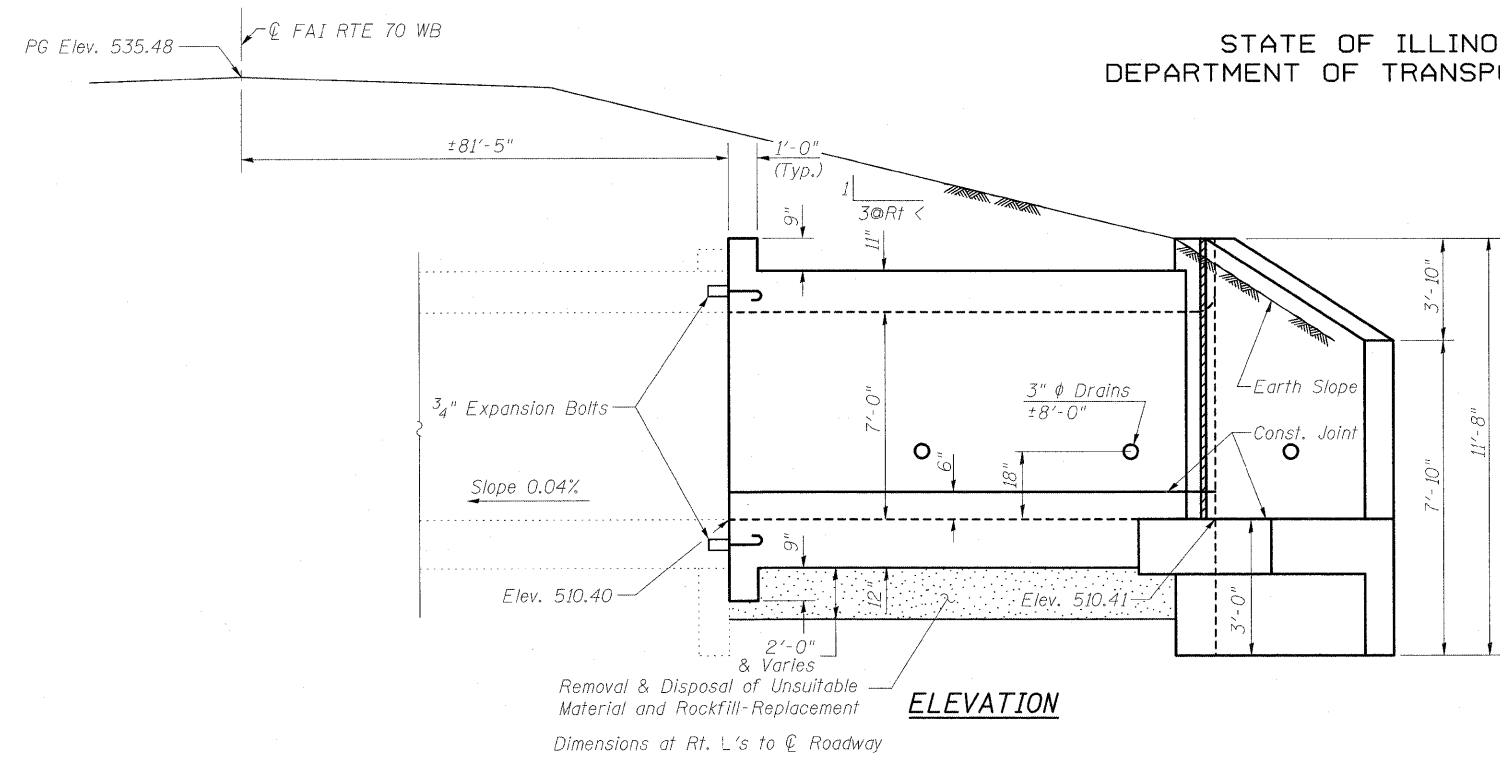
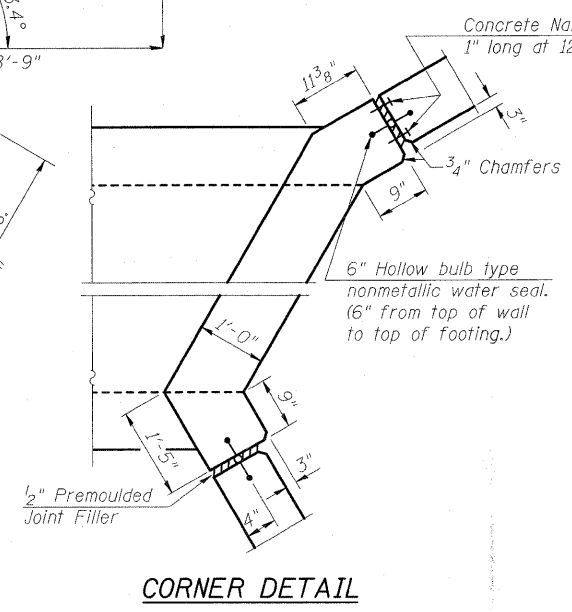
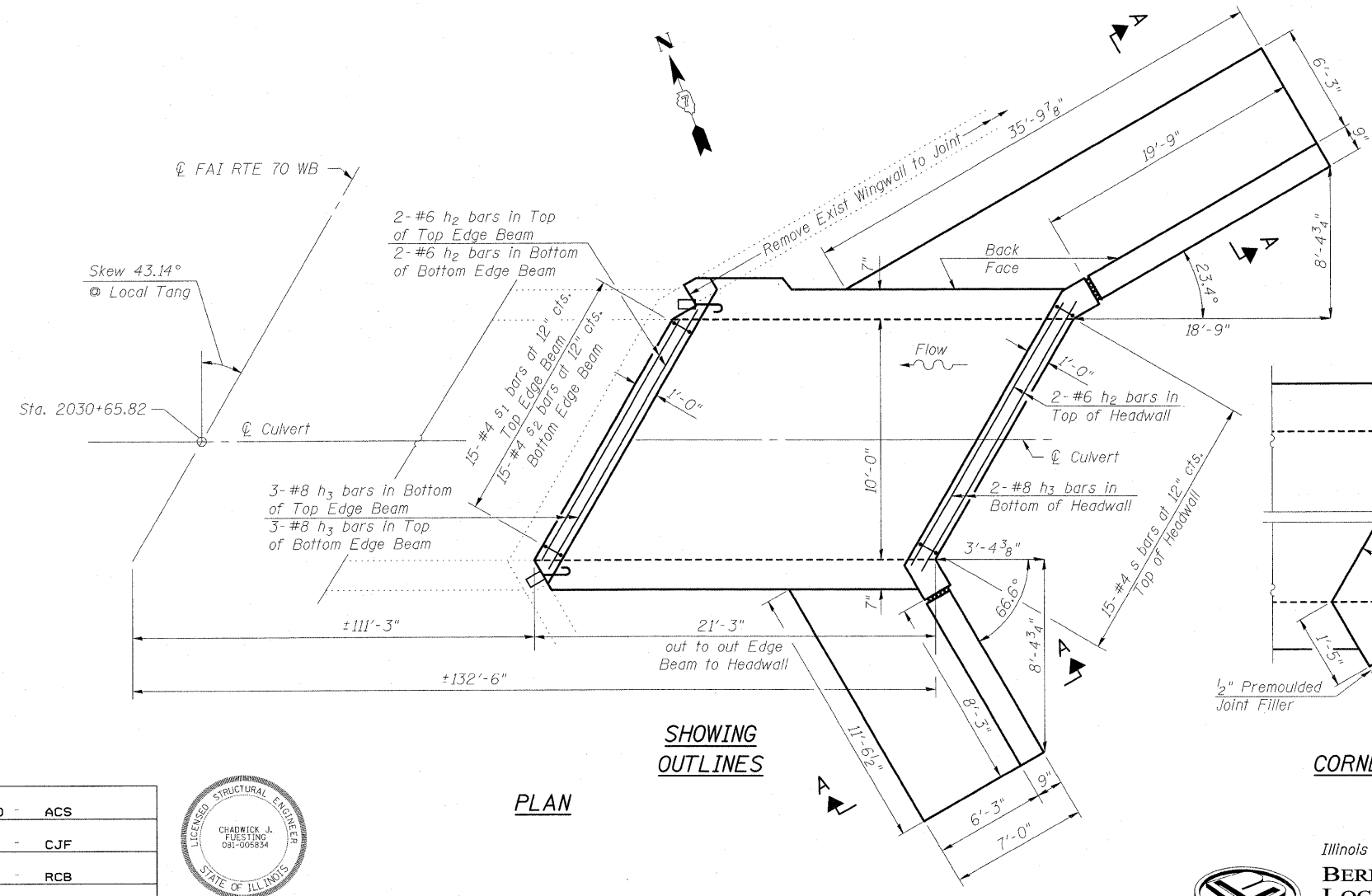
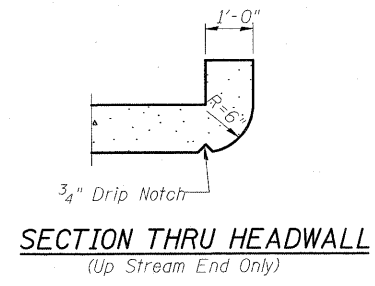


STATE OF ILLINOIS  
DEPARTMENT OF TRANSPORTATION



**GENERAL NOTES**

Reinforcement bars shall conform to the requirements of ASTM A 706 Gr 60. See Special Provisions.  
Removal of the existing wings during construction shall be completed according to Section 501.05 of the Standard Specifications.  
Reinforcement bars designated (E) shall be epoxy coated.  
Plan dimensions and details relative to existing structure have been taken from existing plans and are subject to nominal construction variations. It shall be the Contractor's responsibility to verify such dimensions and details in the field and make necessary approved adjustments prior to construction or ordering of materials. Such variations shall not be cause for additional compensation for a change in the scope of work, however, the Contractor will be paid for the quantity furnished at the unit price for the work.  
Expansion bolts shall be according to Standard Specification Article 1006.10.  
The depth of Removal and Replacement of Unsuitable Materials and Rockfill-Replacement as shown on the plans is estimated. The verification of allowable soil bearing pressure underlying the proposed box culvert and wingwall footings shall be verified by a dynamic cone penetration (DCP) test or other acceptable measures as provided by the District Geotechnical and Field Engineers. The results of the test must exceed the calculated bearing pressures shown on the plans prior to placement of the Concrete Box Culvert or Rockfill-Replacement. Tests failing to exceed the calculated bearing pressures as shown on the plans will require subsurface modification that must be coordinated with the District Geotechnical and Field Engineers.



**DESIGN STRESSES**

EXISTING CONSTRUCTION	NEW CONSTRUCTION
$f_y = 40,000$ psi	$f_y = 60,000$ psi
$f'_c = 3,000$ psi	$f'_c = 3,500$ psi


**DESIGN SPECIFICATIONS**

2002 AASHTO Standard Specifications for Highway Bridges

**LOADING HS 20-44 & ALT.**

**BOX CULVERT DETAILS**  
RT STA 2030+65.82  
FAI ROUTE 70 WB (RDWY A)

DESIGNED	ACS
CHECKED	CJF
DRAWN	RCB
CHECKED	CJF



Revised Sheet 5/21/10 CJF

Illinois Design Firm Number 184.001670  
**BERNARDIN LOCHMUELLER & ASSOCIATES, INC.**  
3 Oak Drive  
Maryville, IL 62862-5635  
Local (618) 988-4665  
Fax 618-988-4666

SHEET NO. 1 OF 3 SHEETS	F.A.I. RTE.	SECTION	COUNTY	TOTAL SHEETS	SHEET NO.
	57/70	(25-3)R	EFFINGHAM	1416	442
FED. ROAD DIST. NO.			ILLINOIS	FED. AID PROJECT	
CONTRACT NO. 74296					

15942.PM 5/21/2010 10:20:00 AM 2030+65.82 sheets.dgn