

GENERAL NOTES:

STATE OF ILLINOIS
DEPARTMENT OF TRANSPORTATION

Reinforcement bars shall conform to the requirements of ASTM A 706 Gr 60. See Special Provisions.

Reinforcement bars designated (E) shall be epoxy coated.

Plan dimensions and details relative to existing plans are subject to nominal construction variations. The Contractor shall field verify existing dimensions and details affecting new construction and make necessary approved adjustments prior to construction or ordering of materials. Such variations shall not be cause for additional compensation for a change in scope of the work, however, the Contractor will be paid for the quantity actually furnished at the unit price bid for the work.

Layout of Slope Protection System may be varied to suit ground conditions in field as directed by the Engineer.

The Contractor shall make allowance for the deflection of forms, shrinkage and settlement of falsework, in addition to allowance for dead load deflection. Forms for deck slab shall be removed prior to placement of bridge approach pavement.

Excavation behind existing abutment walls shall be performed to balance front and back soil pressure before removing the existing superstructure.

Backfill shall be placed behind the abutment after the superstructure has been poured and falsework removed. See Article 502.10 of the Standard Specifications.

The Contractor shall obtain a construction permit from the Illinois Department of Natural Resources (IDNR), Office of Water Resources for any temporary construction activity not included in Statewide Permit #9. Any permit application by the Contractor shall refer to the IDNR Statewide permit included in the contract documents.

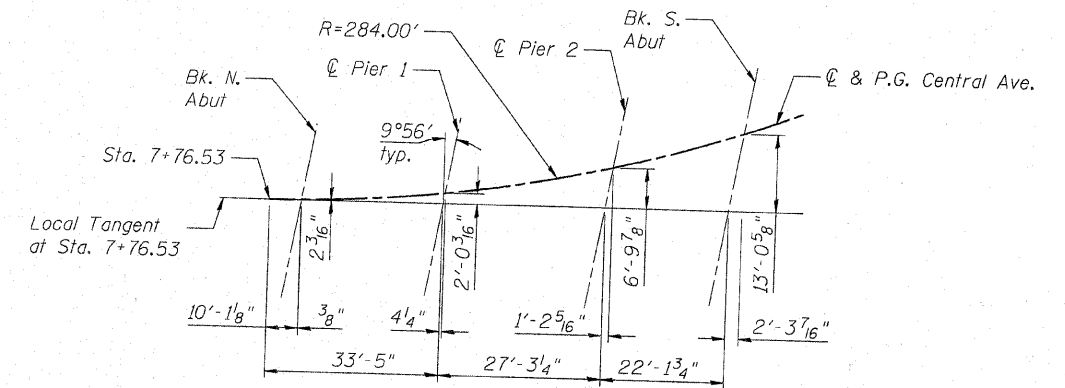
Incidental excavation / shaping required to place Stone Riprap shall be in accordance with the applicable portion of Section 202 of the Standard Specifications. The cost for this work shall be included in Stone Riprap, Class A5.

INDEX OF SHEETS

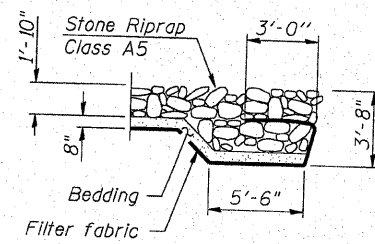
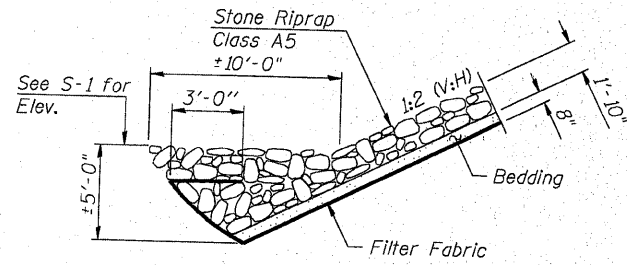
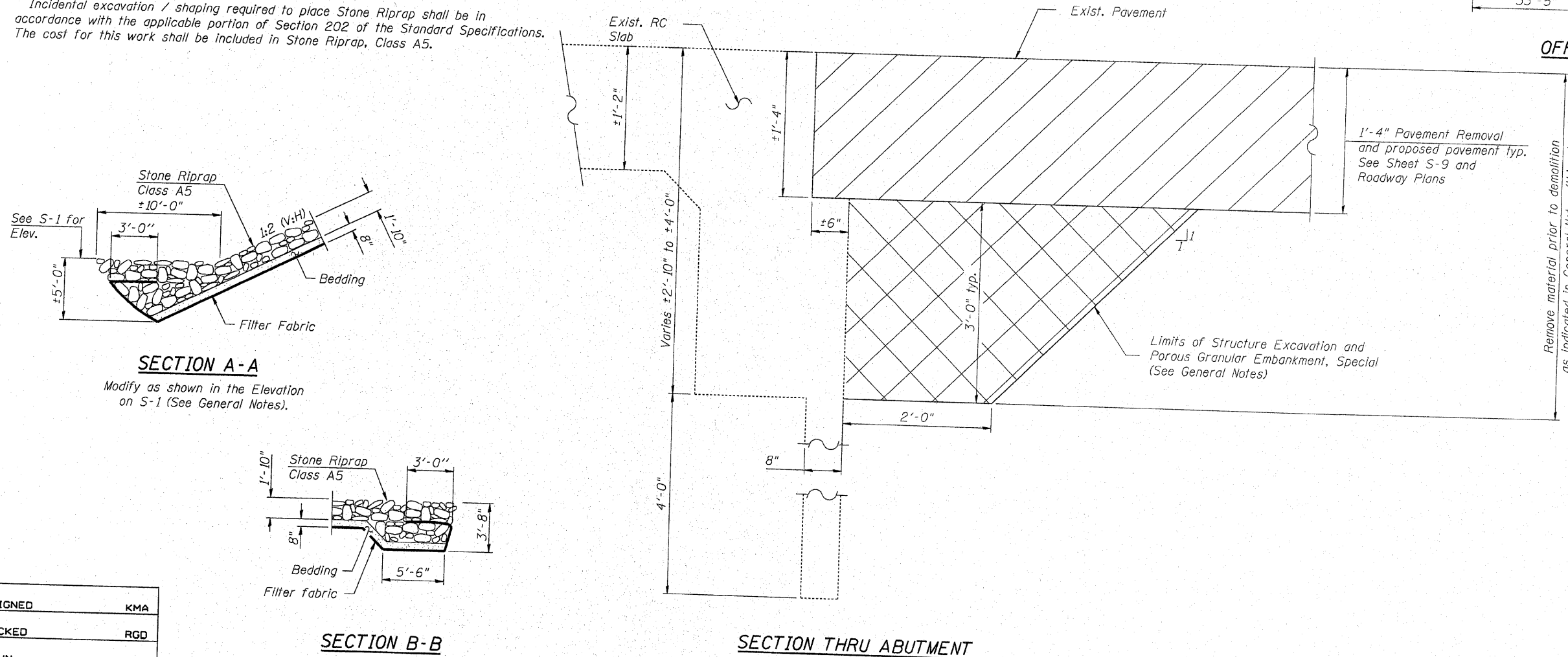
- S-1 General Plan and Elevation
- S-2 General Notes and Total Bill of Materials
- S-3 Top of Slab Elevations
- S-4 Superstructure Plan and Cross Section
- S-5 Superstructure Details
- S-6 Superstructure Details
- S-7 Superstructure Details
- S-8 Aluminum Railing, Type L
- S-9 Substructure Details

TOTAL BILL OF MATERIAL

ITEM	UNIT	SUPER	SUB	TOTAL
Porous Granular Embankment, Special	Cu. Yd.	---	32.6	32.6
Stone Riprap, Class A5	Sq. Yd.	---	523	523.0
Filter Fabric	Sq. Yd.	---	523	523.0
Removal of Existing Superstructures	Each	1	---	1
Structure Excavation	Cu. Yd.	---	32.6	32.6
Concrete Superstructure	Cu. Yd.	160.4	---	160.4
Bridge Deck Grooving	Sq. Yd.	246	---	246
Protective Coat	Sq. Yd.	363	---	363
Reinforcement Bars, Epoxy Coated	Pound	42,350	---	42,350
Aluminum Railing, Type L	Foot	72	---	72
Name Plates	Each	1	---	1
Remove and Reinstall Existing Water Main	Foot	74	---	74



OFFSET SKETCH



SECTION THRU ABUTMENT

GENERAL NOTES, AND
TOTAL BILL OF MATERIALS
CENTRAL AVENUE (FAU ROUTE 5102)
OVER KENT CREEK
SECTION NO. 09-00557-00-BR
CITY OF ROCKFORD
WINNEBAGO COUNTY
STRUCTURE NO. 101-6124

DESIGNED	KMA
CHECKED	RGD
DRAWN	WJH
CHECKED	RGD

FILE NAME: 090026-gen01.dgn
PLOT DRIVER: pdf.plt
PEN TABLE: STANDARD-TRANS.TBL 2/3/2010

SEC GROUP INC.
An HR Green Company
420 N. Front Street, McHenry, IL 60050
T. 815.385.1778 F. 815.385.1781
www.secgroupinc.com
McHenry, IL • Yorkville, IL • New Lenox, IL • Chicago, IL

SHEET NO. S-2	F.A.U. RTE.	SECTION	COUNTY	TOTAL SHEETS	SHEET NO.
	5102	09-00557-00-BR	WINNEAGO	18	9
S-9 SHEETS			CONTRACT NO. 85508		
FED. ROAD DIST. NO. 2 ILLINOIS			FED. AID PROJECT BHM 5099 (081)		

DATE: 2/3/10