BENCHMARK: PK NAIL IN WEST FACE OF P-POLE 720' ± NORTH OF 48" CULVERT UNDER RR TRACKS. TBM-10 ELEV. 605.97

PK NAL IN WOOD FENCE POST ON W. SIDE OF RR TRACKS OPPO SEAFOOD BUSINESS. TBM-11 ELEV. 605.41

F.A.U. ROUTE NO.	SECTION	COUNTY	TOTAL SHEETS	SHEET NO.
		Carroll	58	32
JOB # C-30-043-09		ILLINOIS	FED. AID PROJECT 000S800	

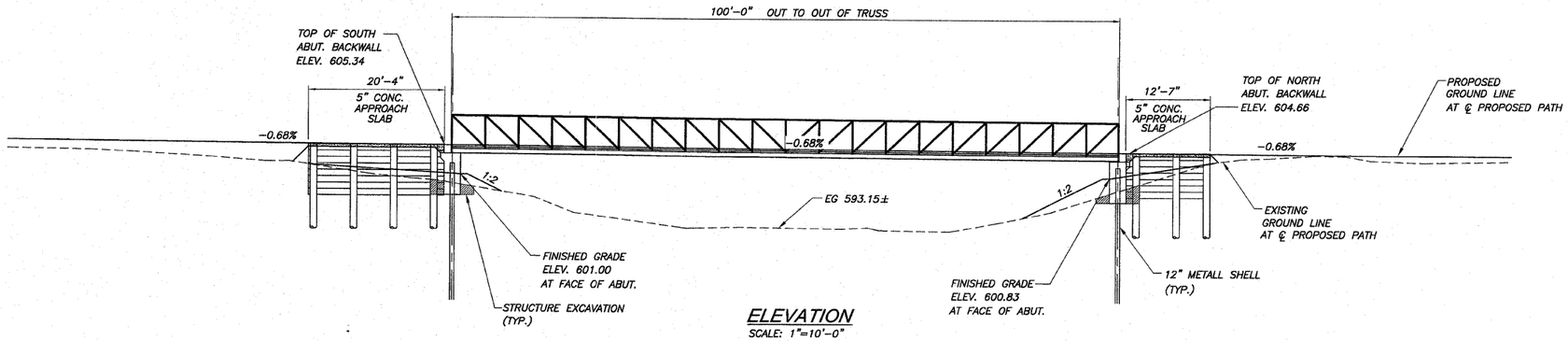

ELEVATION

SCALE: 1"=10'-0"

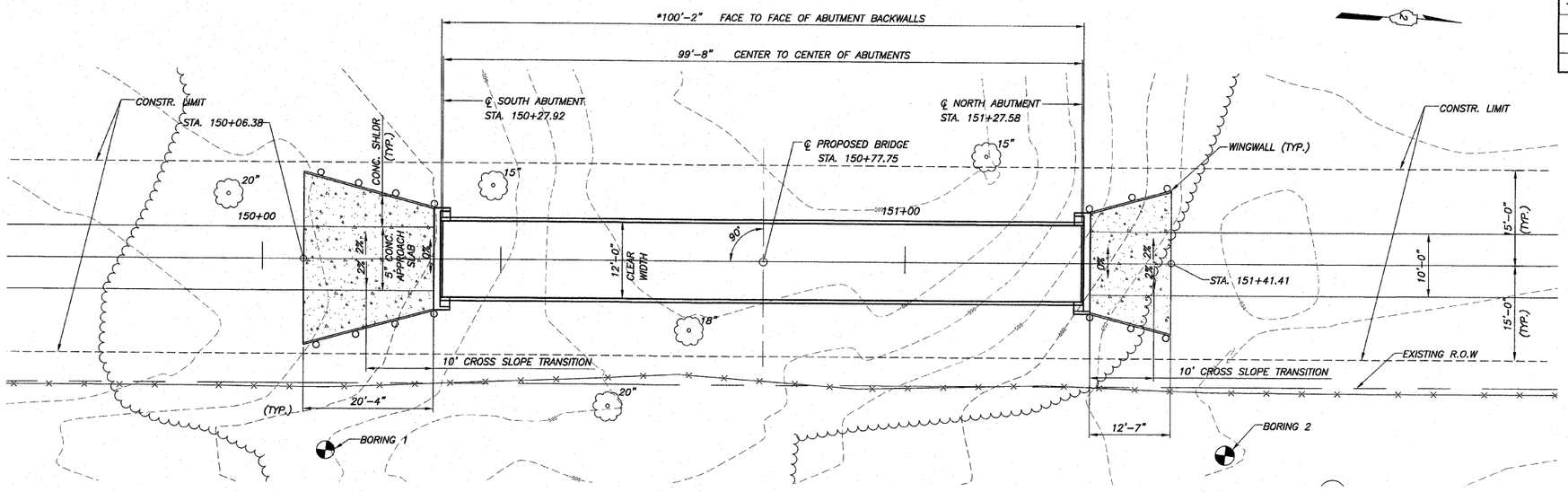

PLAN

SCALE: 1"=10'-0"

* DIMENSIONS MAY BE REVISED AS REQUIRED TO FIT ACTUAL DIMENSIONS OF PEDESTRIAN BRIDGE MANUFACTURER. APPROVAL OF ENGINEER SHALL BE OBTAINED PRIOR TO ANY REVISIONS OF DIMENSIONS.

BILL OF MATERIAL-BRIDGE

ITEM	UNIT	SUB	SUPER	TOTAL
STRUCTURE EXCAVATION	CU. YD.	8.3		8.3
CONCRETE STRUCTURES	CU. YD.	20.8		20.8
REINFORCEMENT BARS, EPOXY COATED	POUND	1,520		1,520
FURNISHING METAL SHELL PILES 12" X 0.250"	FOOT	160		160
DRIVING PILES	FOOT	160		160
TEST PILE METAL SHELL	EACH	2		2
NAME PLATES	EACH	1		1
PEDESTRIAN TRUSS SUPERSTRUCTURE	SQ. FT		1200	1200
BRIDGE APPROACH PAVEMENT (SPECIAL)	SQ. YD.			95.8
WOOD POST AND RAIL FENCE	FOOT			78
TREATED TIMBER	F.B.M			486
FURNISHING TREATED PILE 20.1 TO 38 FEET	FOOT			300
TEST PILE TIMBER	EACH			2
CONCRETE SEALER	SQ. FT			88
POROUS GRANULAR EMBANKMENT	TON			206

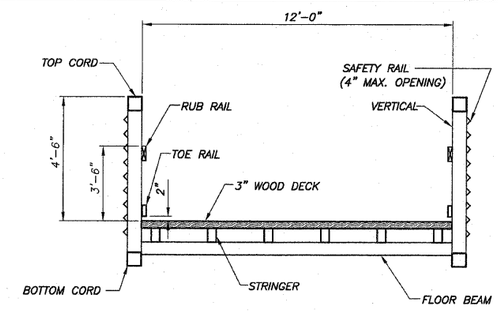

TYPICAL PEDESTRIAN BRIDGE SECTION

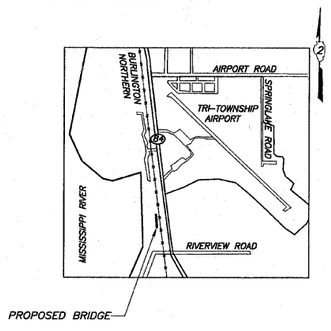

GENERAL PLAN AND ELEVATION

GRAND ILLINOIS TRAIL
CARROLL COUNTY
STATION 150+77.75

DESIGN SPECIFICATIONS
2002 AASHTO Standard Specifications and 1997 AASHTO Guide Specifications for Design of Pedestrian Bridges.

LOADING
85 psf Uniform Live Load
35 psf Wind Loading
H-Truck Loading (12,500 lbs)

DESIGN STRESSES
f'c = 3,500 psi (Concrete)
fy = 60,000 psi (Reinforcement)
fy = 50,000 psi (Structural Steel Tubing), ASTM A 500, Grade C
fy = 50,000 psi (Other Structural Steel Shapes, Plate and Bars). AASHTO M270, Grade 50

DESIGNED	MHM
CHECKED	JBF
DRAWN	MHM
CHECKED	JBF

I certify that to the best of my knowledge, information and belief this bridge design is structurally adequate for the design loading shown on the plans. The design is an economical one for the style of structure and complies with requirements of the current AASHTO "Standard Specifications for Highway Bridges" and also the "Guide Specifications for Design of Pedestrian Bridges."

John B. Fellman
John B. Fellman, SE
License expires 11-30-2010

JOHN B. FELLMAN 061-006167 LICENSED STRUCTURAL ENGINEER STATE OF ILLINOIS

3-17-2009
Date

GENERAL NOTES

CLASS SI CONCRETE SHALL BE USED IN ALL CONCRETE STRUCTURES.

THE CONTRACTOR SHALL DRIVE 2 TEST PILE(S) AS SPECIFIED, IN A PERMANENT LOCATION AS DIRECTED BY THE ENGINEER, BEFORE ORDERING THE REMAINING PILES.

STA. 150+77.75
GRAND ILLINOIS TRAIL
BUILT 2009 BY
ILLINOIS DNR
LOADING 85 P.S.F.
AND 12,500 LB. VEHICLE

NAME PLATE

See Std. 515001

GeneralPlanElevation (ILDOT) (2), 3/17/2009 3:27:37 PM