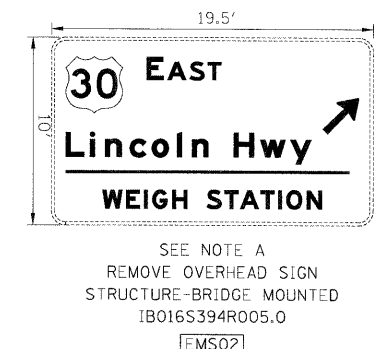
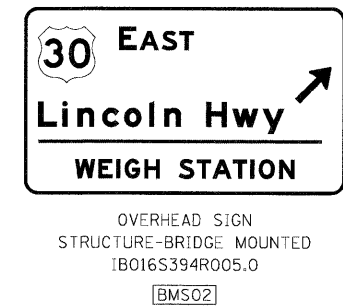


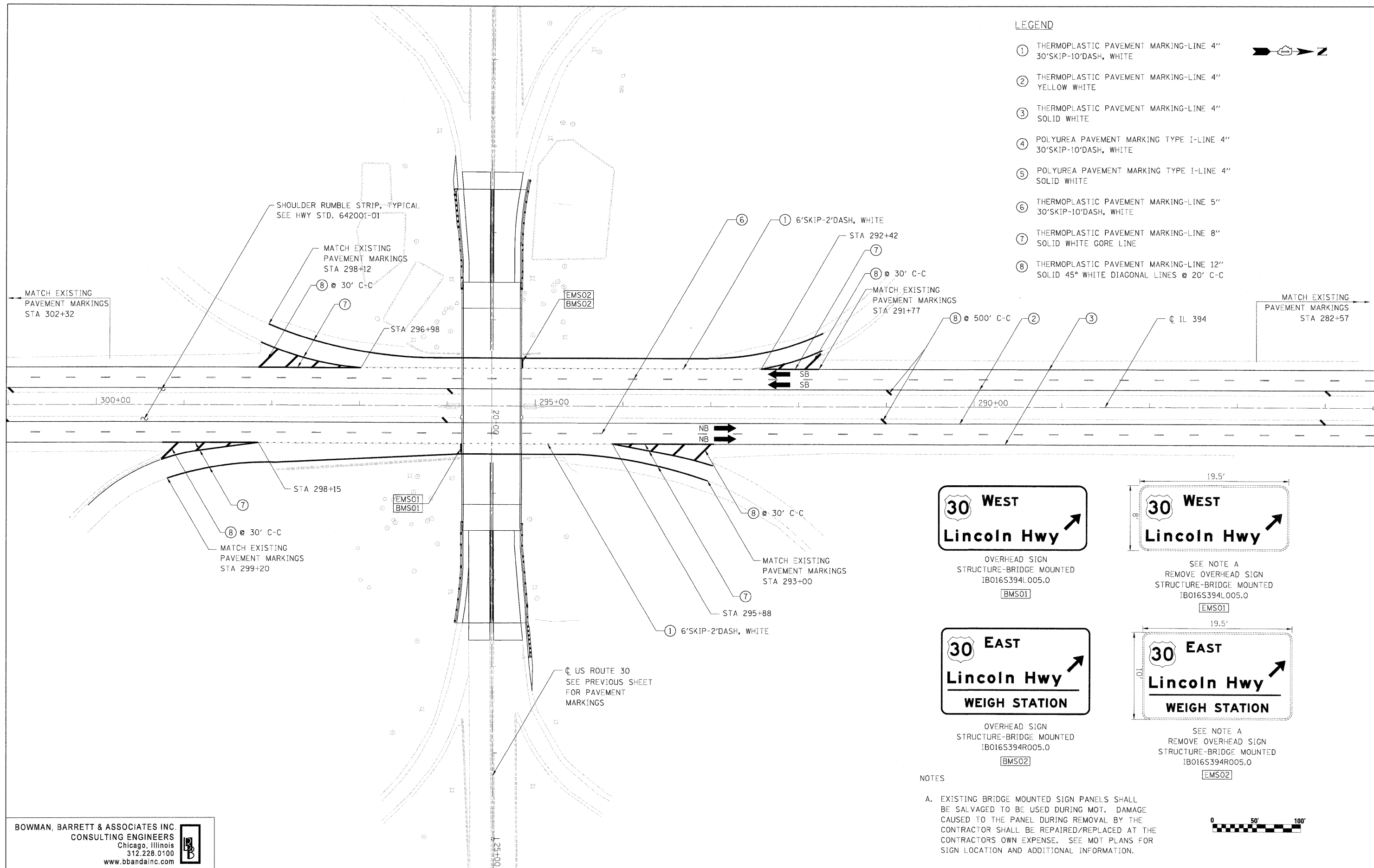
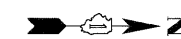



LEGEND

- ① THERMOPLASTIC PAVEMENT MARKING-LINE 4" 30'SKIP-10'DASH, WHITE
- ② THERMOPLASTIC PAVEMENT MARKING-LINE 4" YELLOW WHITE
- ③ THERMOPLASTIC PAVEMENT MARKING-LINE 4" SOLID WHITE
- ④ POLYUREA PAVEMENT MARKING TYPE I-LINE 4" 30'SKIP-10'DASH, WHITE
- ⑤ POLYUREA PAVEMENT MARKING TYPE I-LINE 4" SOLID WHITE
- ⑥ THERMOPLASTIC PAVEMENT MARKING-LINE 5" 30'SKIP-10'DASH, WHITE
- ⑦ THERMOPLASTIC PAVEMENT MARKING-LINE 8" SOLID WHITE GORE LINE
- ⑧ THERMOPLASTIC PAVEMENT MARKING-LINE 12" SOLID 45° WHITE DIAGONAL LINES @ 20' C-C



NOTES

- A. EXISTING BRIDGE MOUNTED SIGN PANELS SHALL BE SALVAGED TO BE USED DURING MOT. DAMAGE CAUSED TO THE PANEL DURING REMOVAL BY THE CONTRACTOR SHALL BE REPAIRED/REPLACED AT THE CONTRACTORS OWN EXPENSE. SEE MOT PLANS FOR SIGN LOCATION AND ADDITIONAL INFORMATION.



BOWMAN, BARRETT & ASSOCIATES INC.
CONSULTING ENGINEERS
Chicago, Illinois
312.228.0100
www.bbandainc.com

FILE NAME = D160C05-ahh-pmk-2.dgn	USER NAME = default	DESIGNED -	REVISED -
PLOT SCALE = #SCALE#	CHECKED - RS	DRAWN - RA	REVISED -
PLOT DATE = 5/5/2009	DATE - 5/6/2009	CHECKED - RS	REVISED -
		DATE - 5/6/2009	REVISED -

**STATE OF ILLINOIS
DEPARTMENT OF TRANSPORTATION**

PAVEMENT MARKING AND SIGNING PLAN

SCALE: 1" = 50' SHEET NO. 2 OF 2 SHEETS STA. 298+45.00 TO STA. 282+57.00

F.A. RTE.	SECTION	COUNTY	TOTAL SHEETS	SHEET NO.
0353	0303.1B-1	COOK	91	25
CONTRACT NO. 60C05				

s:\118\05_cedit\us38\CADD_Sheets\1180205-ahh-pmk-2.dgn