




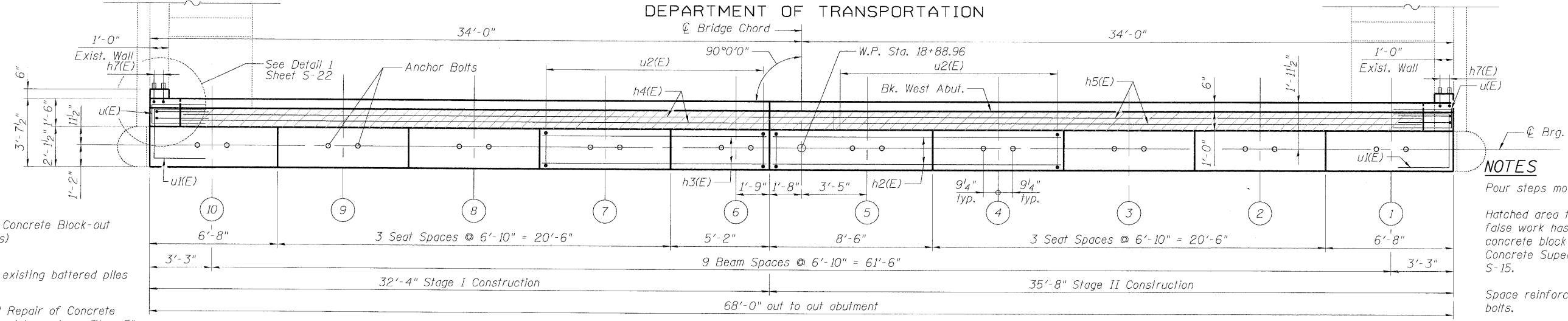
STATE OF ILLINOIS
DEPARTMENT OF TRANSPORTATION

LEGEND

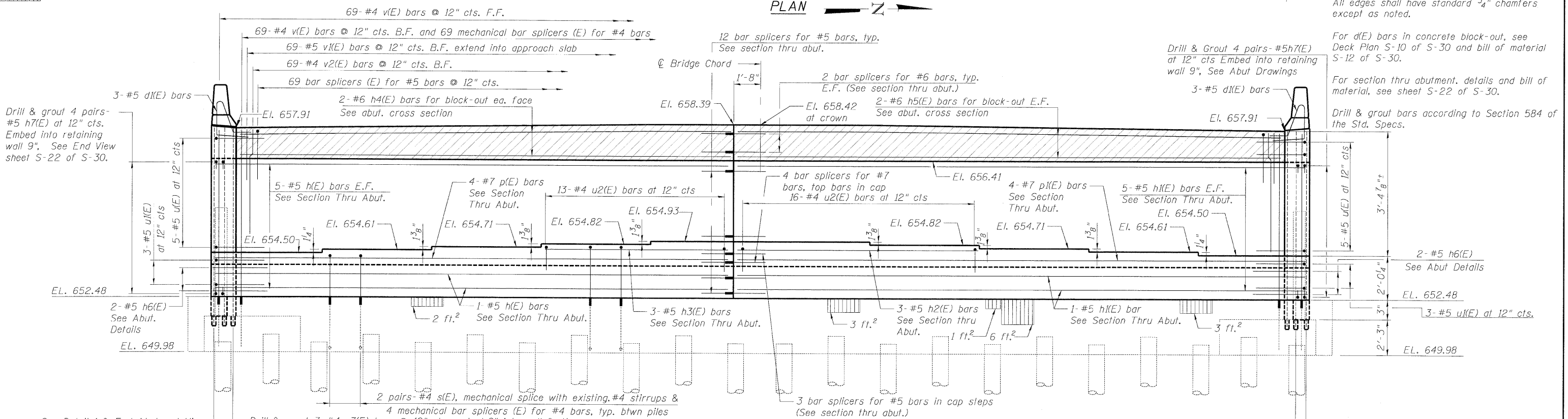
-  Indicates Concrete Block-out (See notes)
-  Indicates existing battered piles
-  Structural Repair of Concrete (Depth Equal to or Less Than 5")

NOTES

- Four steps monolithically with cap.
- Hatched area to be poured after superstructure false work has been removed. Quantity of concrete block-out and parapet included with Concrete Superstructure. See sheet S-14 and S-15.
- Space reinforcement in cap to miss anchor bolts.
- All edges shall have standard 3/4" chamfers except as noted.
- For d(E) bars in concrete block-out, see Deck Plan S-10 of S-30 and bill of material S-12 of S-30.
- For section thru abutment, details and bill of material, see sheet S-22 of S-30.
- Drill & grout bars according to Section 584 of the Std. Specs.



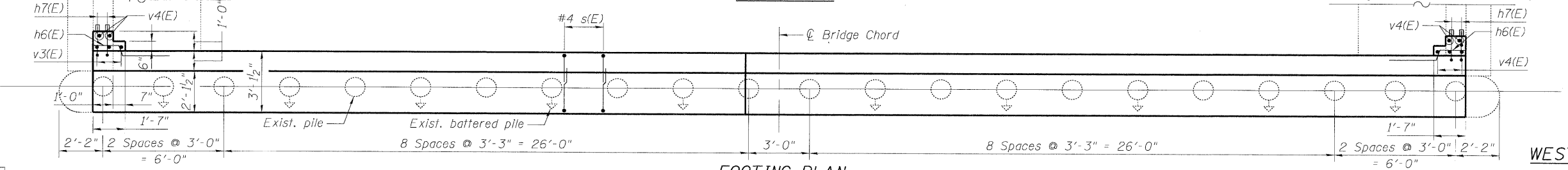
PLAN



ELEVATION

MIN. BAR LAPS

#4 = 1'-8"



FOOTING PLAN

WEST ABUTMENT
PLAN AND ELEVATION
STRUCTURE NO. 016-0275

DESIGNED - TAH
CHECKED - DF
DRAWN - LAM
CHECKED - TAH

BOWMAN, BARRETT & ASSOCIATES INC.
CONSULTING ENGINEERS
Chicago, Illinois
312.228.0100
www.bbainc.com
Job No. 910

SHEET NO. S-20 S-30 SHEETS	F.A.P. RTE. 0353	SECTION 0303.1B-1	COUNTY COOK	TOTAL SHEETS 91	SHEET NO. 65
	SN 016-0275		CONTRACT NO. 60C05		
FED. ROAD DIST. NO.		ILLINOIS FED. AID PROJECT			

5/15/2009 9:20:30 AM S:\PROJECTS\016-0275\0303.1B-1\0303.1B-1.dwg