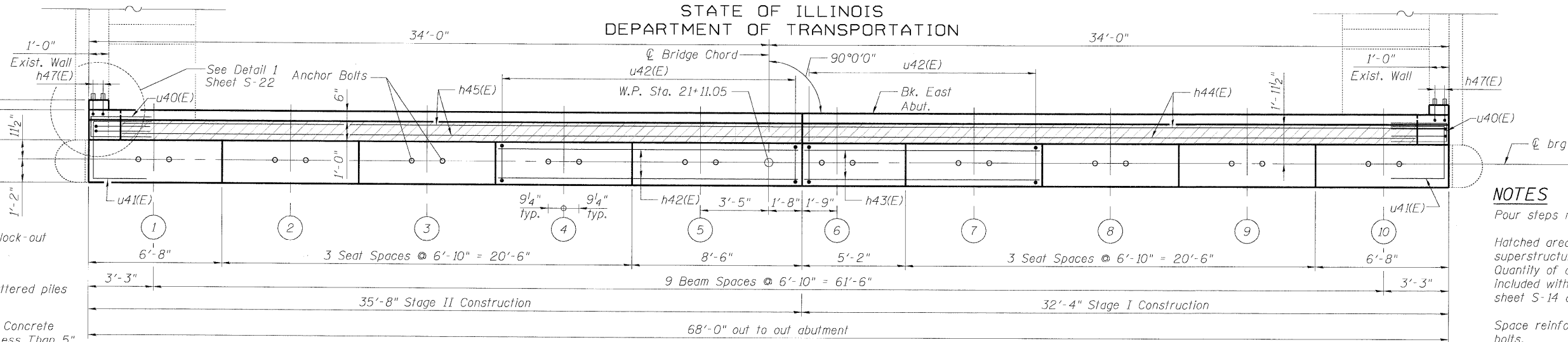


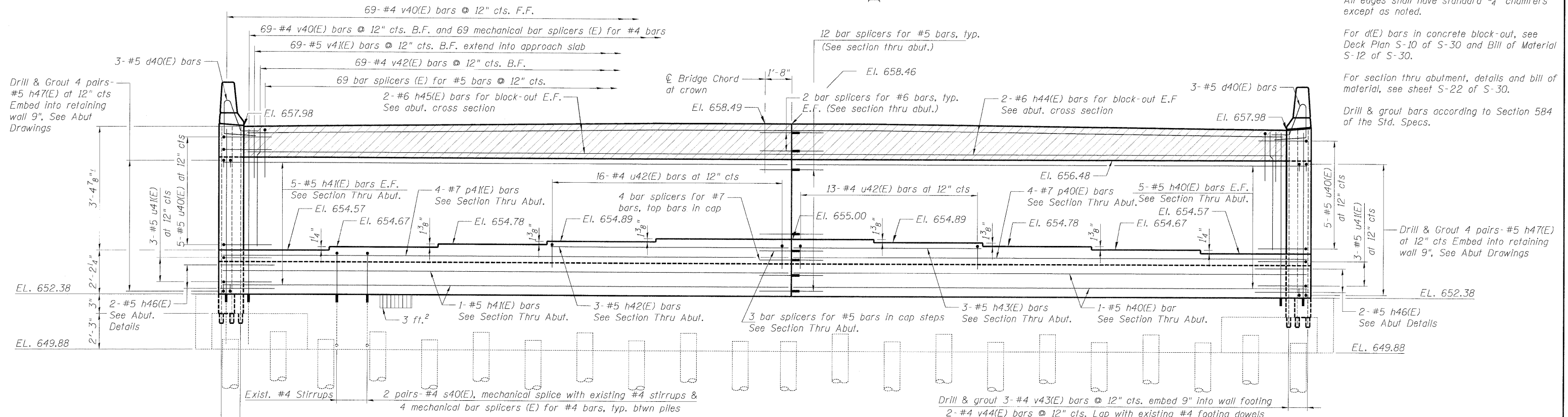
STATE OF ILLINOIS
DEPARTMENT OF TRANSPORTATION



PLAN

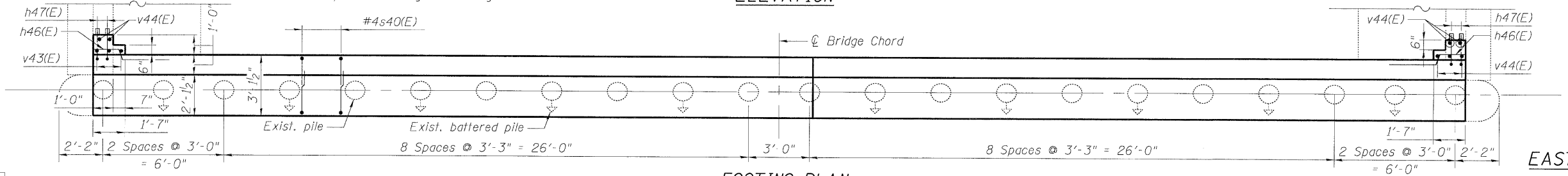
- LEGEND**
- Indicates concrete block-out (See notes)
 - Indicates existing battered piles
 - Structural Repair of Concrete (Depth Equal to or Less Than 5")

- NOTES**
- Four steps monolithically with cap.
 - Hatched area to be poured after superstructure false work has been removed. Quantity of concrete block-out and parapet included with Concrete Superstructure. See sheet S-14 and S-15.
 - Space reinforcement in cap to miss anchor bolts.
 - All edges shall have standard $\frac{3}{4}$ " chamfers except as noted.
 - For d(E) bars in concrete block-out, see Deck Plan S-10 of S-30 and Bill of Material S-12 of S-30.
 - For section thru abutment, details and bill of material, see sheet S-22 of S-30.
 - Drill & grout bars according to Section 584 of the Std. Specs.



ELEVATION

MIN. BAR LAP
#4 = 1'-8"



FOOTING PLAN

**EAST ABUTMENT
PLAN AND ELEVATION
STRUCTURE NO. 016-0275**

DESIGNED - TAH
CHECKED - DF
DRAWN - LAM
CHECKED - TAH

BOWMAN, BARRETT & ASSOCIATES INC.
CONSULTING ENGINEERS
Chicago, Illinois
312.228.0100
www.bbandainc.com
Job. No. 910

SHEET NO. S-21 S-30 SHEETS	F.A.P. RTE. 0353	SECTION 0303.1B-1	COUNTY COOK	TOTAL SHEETS 91	SHEET NO. 66
	SN 016-0275		CONTRACT NO. 60C05		
FED. ROAD DIST. NO.		ILLINOIS FED. AID PROJECT			