F.A.I. RTE.	SECTION	COUNTY	TOTAL SHEETS	SHEET NO.
94	1717 I-9	COOK	48	18
STA. 1273+74.31		TO STA. 1289+11.91		
FED. ROAD DIST. NO.	ILLINOIS	FED. AID PROJECT		

62980

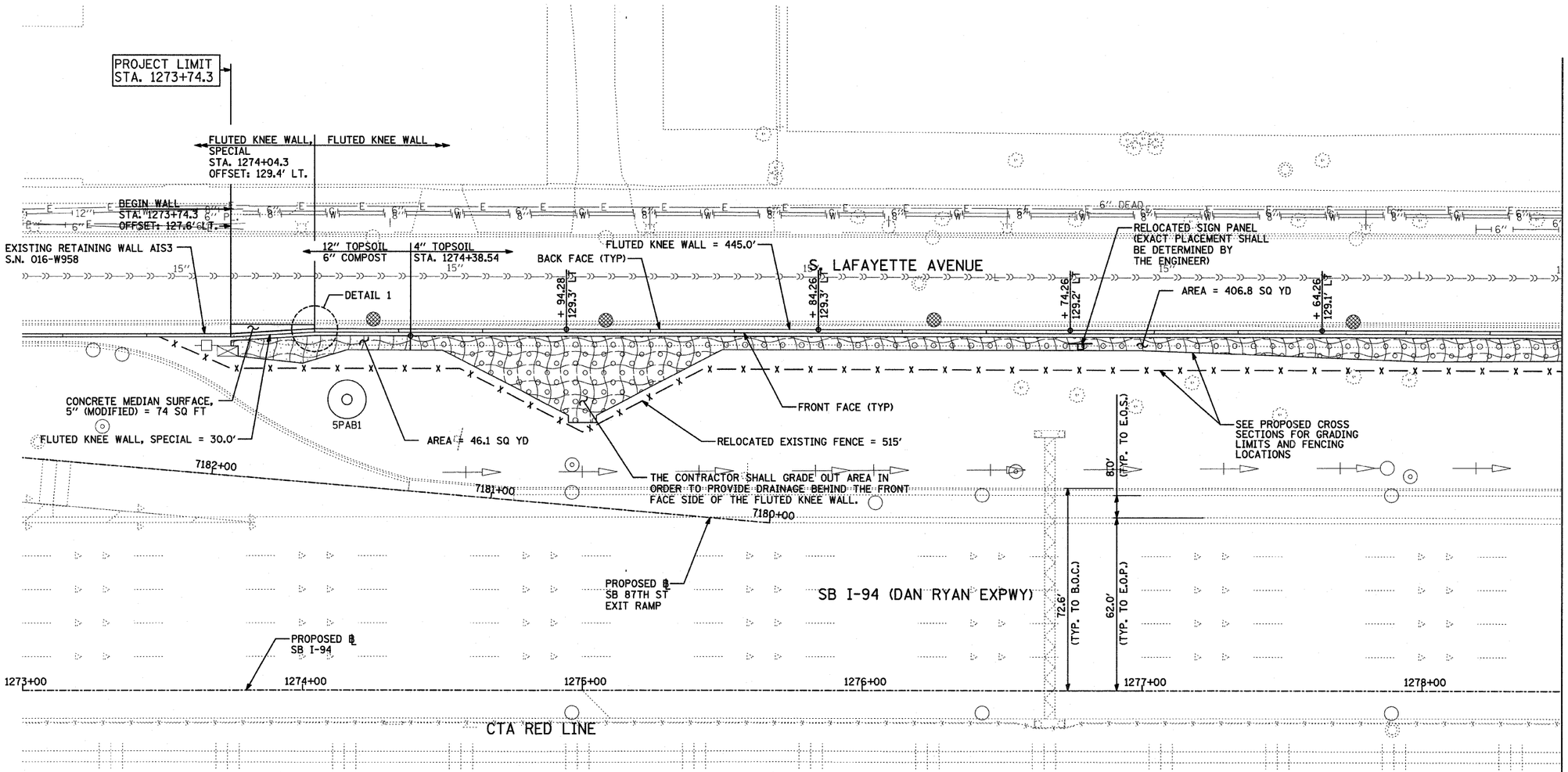

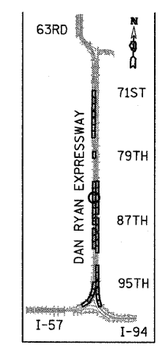

20 0 20 40

SCALE: 1" = 20'-0"

*ADDITIONAL CONCRETE AT FOOTING TRANSITION. COST INCLUDED WITH "FLUTED KNEE WALL, SPECIAL"

**CA-6 AGGREGATE FILL. COST INCLUDED WITH "FLUTED KNEE WALL"

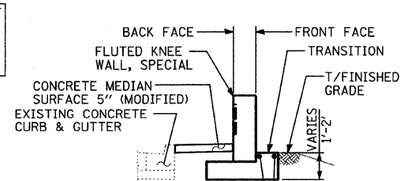

SECTION A-A

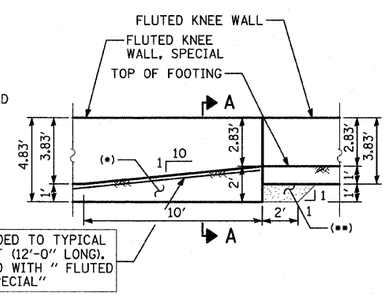

FRONT FACE ELEVATION

FOOTING TRANSITION - DETAIL 1

(FROM FLUTED KNEE WALL, SPECIAL TO FLUTED KNEE WALL)

LEGEND:

EROSION CONTROL BLANKET, SEEDING, CLASS 2A, NITROGEN, PHOSPHORUS, AND POTASSIUM FERTILIZER NUTRIENTS, TOPSOIL FURNISH AND PLACE, 12" COMPOST FURNISH AND PLACE, 6"

EROSION CONTROL BLANKET, SEEDING, CLASS 2A, NITROGEN, PHOSPHORUS, AND POTASSIUM FERTILIZER NUTRIENTS, TOPSOIL FURNISH AND PLACE, 4"

EROSION CONTROL BLANKET, SEEDING, CLASS 4 (MODIFIED), SEEDING, CLASS 5A (MODIFIED) TOPSOIL FURNISH AND PLACE, 12" COMPOST FURNISH AND PLACE, 6"

INLET FILTER

NOTES:

1. STATION AND OFFSET CALLOUTS ALONG THE LENGTH OF EITHER FLUTED KNEE WALL OR FLUTED KNEE WALL, SPECIAL ARE TAKEN FROM THE BACK FACE SIDE AT PROPOSED EXPANSION JOINT LOCATIONS.
2. THE CONTRACTOR SHALL PROTECT AND USE CAUTION DURING CONSTRUCTION OPERATIONS AROUND ALL EXISTING PUBLIC OR PRIVATE UTILITY FACILITIES.

TYLIN INTERNATIONAL

REVISIONS	
NAME	DATE

ILLINOIS DEPARTMENT OF TRANSPORTATION

F.A.I. 94 (DAN RYAN EXPRESSWAY)

PROPOSED PLAN

SB I-94 (DAN RYAN EXPRESSWAY)

STA. 1273+00.00 TO STA. 1278+50.00

SCALE: 1"=20' DRAWN BY: JDF

DATE: OCTOBER 17, 2008 CHECKED BY: JPM

P:\02373\road\c250\pp26dsh02a.dgn 10/16/2008 4:38:39 PM