
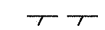





F.A.I. RTE.	SECTION	COUNTY	TOTAL SHEETS	SHEET NO.
90/94		COOK	31	19
STA. 7105+00		TO STA. 7109+75		
FED. ROAD DIST. NO. 1 ILLINOIS FED. AID PROJECT				62984
*1818, 1919, 1919.15) 1-12				

LEGEND:

-  AREA REMOVALS
-  LINEAR REMOVALS
-  TREE REMOVAL (WITH SIZE)
-  INLET FILTER
-  FRAMES AND LIDS TO BE ADJUSTED

EXISTING CONDITIONS AND REMOVAL  
PROPOSED IMPROVEMENTS

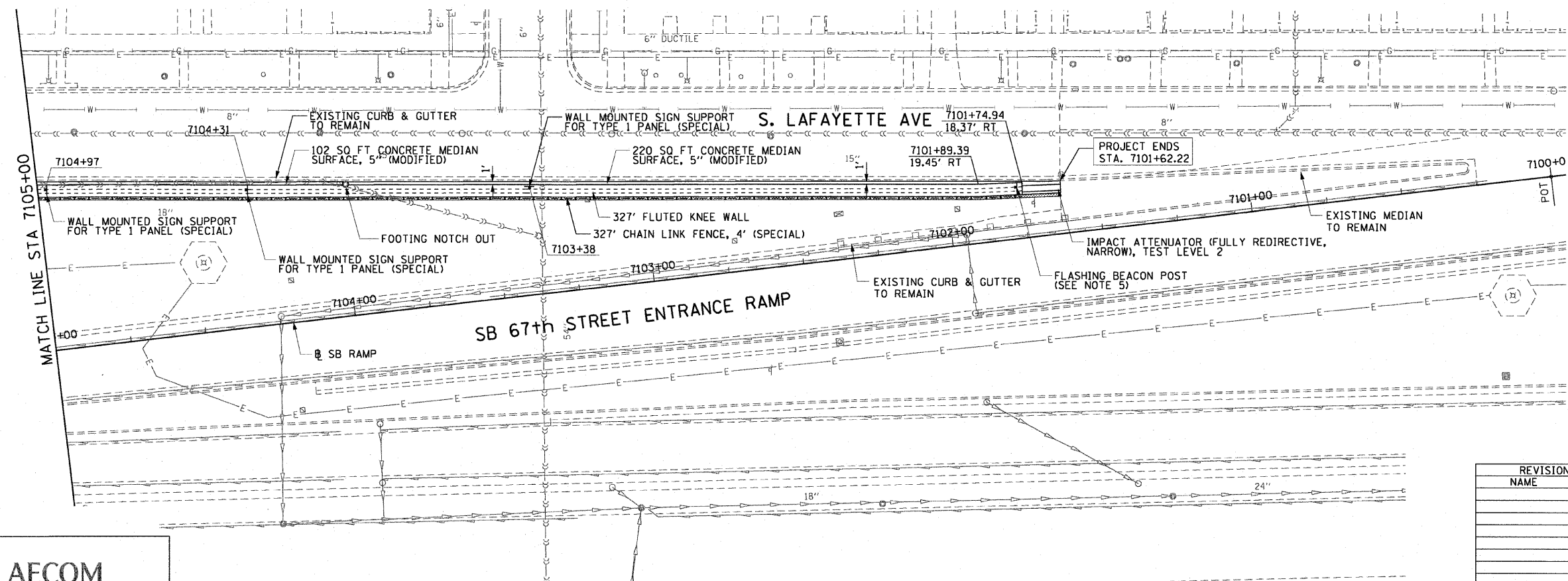
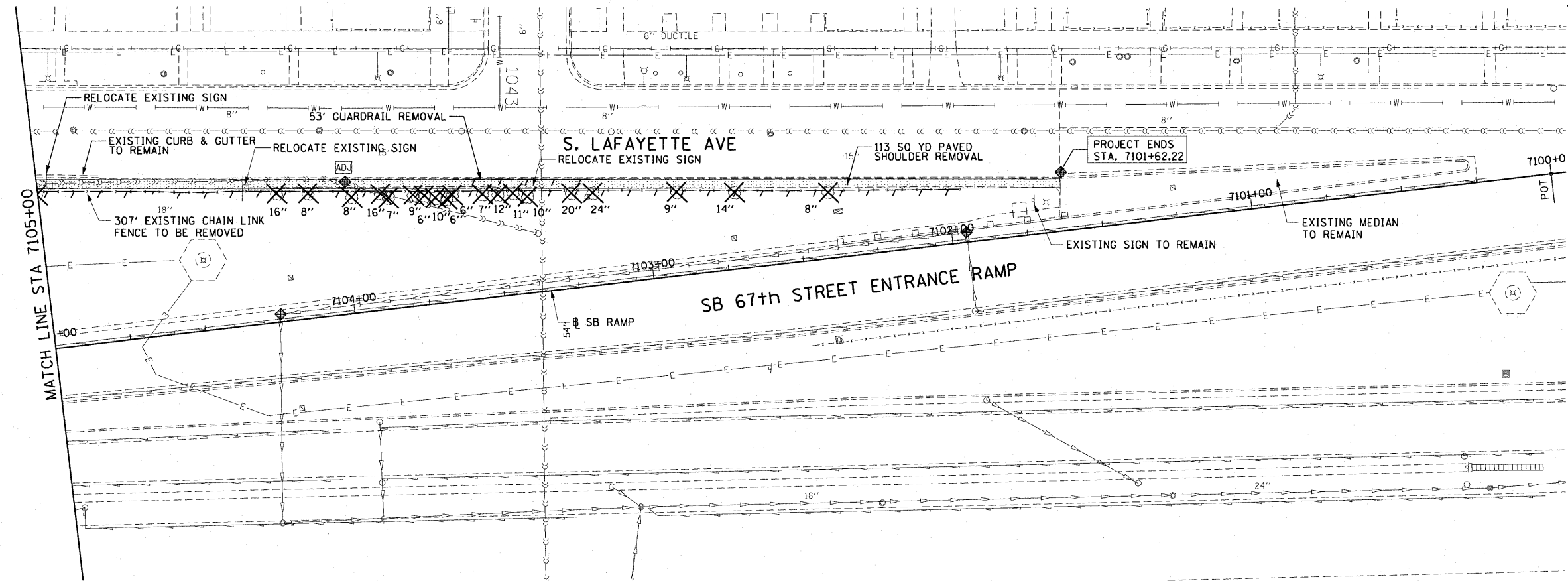
NOTES:

1. SEE STRUCTURAL DETAILS FOR FLUTED KNEE WALL DETAILS.
2. ALL POINT CALLOUTS ARE TAKEN AT THE EDGE OF THE KNEE WALL BASE.
3. SEE ROADWAY DETAILS FOR CONCRETE MEDIAN AND CONCRETE CURB DETAILS.
4. FOR FLUTED KNEE WALL FOOTING NOTCH OUTS, SEE STRUCTURAL DETAILS.
5. SEE ELECTRICAL PLANS FOR LOCATION OF FLASHING BEACON POST.

REVISIONS	
NAME	DATE

ILLINOIS DEPARTMENT OF TRANSPORTATION  
F.A.I. 90/94 (DAN RYAN EXPRESSWAY)  
71ST ST TO 63RD ST (SOUTHBOUND KNEE WALLS)  
EXISTING AND PROPOSED ROADWAY PLANS

SCALE: 1"=20'  
DATE: JANUARY 14, 2009  
DRAWN BY: NJH  
CHECKED BY: RMG



AECOM

V:\scraft\p207\40468\40468.dwg\128-knee-wall\1\_encl\11\contract\27b\p27b042.sif 2:23:29 PM 1/13/2009