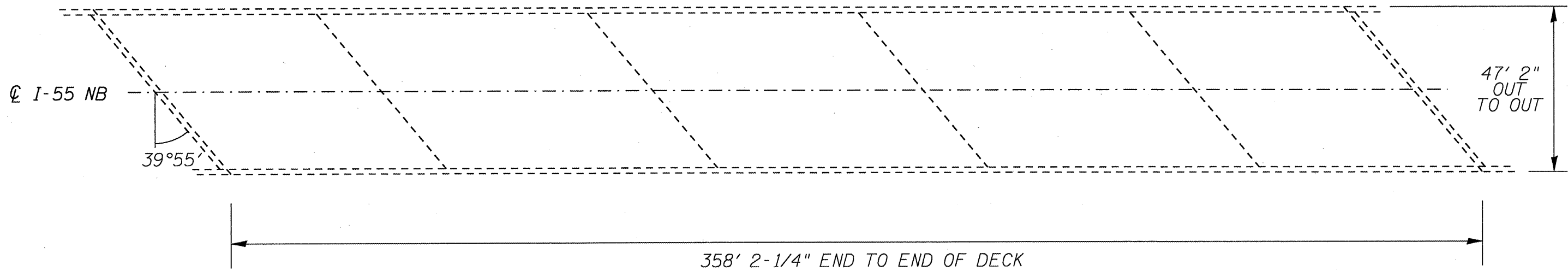
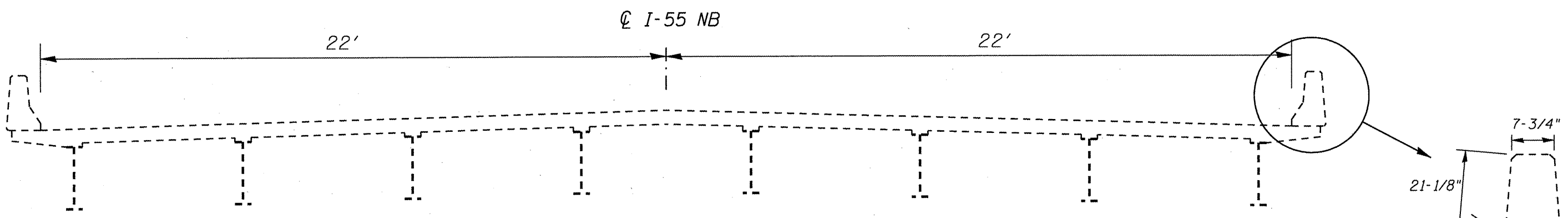


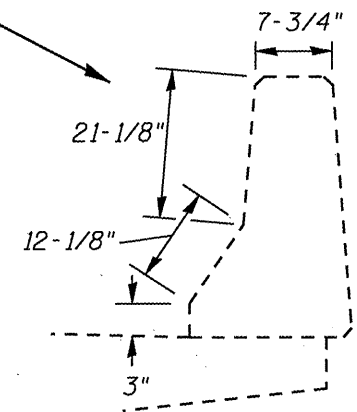
361' 4" BACK TO BACK OF ABUTMENTS



358' 2-1/4" END TO END OF DECK



CROSS SECTION



$TOTAL\ WIDTH = (22' + 3" + 12-1/8" + 21-1/8" + 7-3/4") \times 2 = 51.3'$
 $TOTAL\ LENGTH = 358' 2-1/4" = 358.2'$
 $TOTAL\ AREA = 358.2' \times 51.3' = 18376\ SQ\ FT$
 $18376\ SQ\ FT / 9 = 2042\ SQ\ YD$

BRIDGE DECK CONCRETE CRACK SEALER = 0'

NOT TO SCALE

SN 084-0020
 VARIOUS ROUTES
 D6 BRIDGE DECK SEALING 2009
 ADAMS, CHRISTIAN, MORGAN, SANG.