



Illinois Department of Transportation

Division of Aeronautics

1 Langhorne Bond Drive / Capital Airport / Springfield, Illinois / 62707-8415

July 21, 2015

SUBJECT: Quincy Regional Airport-Baldwin Field
Quincy, Illinois
Adams County
Illinois Project Number: UIN-4332
SBG Project Number: 3-17-SBGP-105
Contract No. QI061
Item No. 6A, July 31, 2015 Letting
Addendum A

NOTICE TO PROSPECTIVE BIDDERS

Attached is an addendum to the plans or proposal. This addendum involves revised and/or added material.

Reason for Addendum:

Revision of construction safety and phasing plans and associated special provisions. Main changes include revision of proposed haul route, addition of some safety provisions and work area notes, and addition of on-site batch plant location.

To All Plan Holders:

Pre-Bid Meeting Minutes and Sign-in Sheet are attached.

Delete: Plan Sheets 4 and 5, dated 06/09/2015.

Add: Revised Plan Sheets 4 and 5, dated 07/21/2015. (Attached)

Revise: General Provision 80-14, Employee Parking is revised to read as follows:

“The Contractor’s employees shall park their personal vehicles in a designated section of the airport parking lot to be determined at the Preconstruction Conference. The Contractor will transport the workers from the parking area to the work area. Only Contractor vehicles needed for construction will be allowed within the airport perimeter fence. No employee vehicle will be allowed onto the proposed construction site unless specifically permitted by the Owner.”

Delete: Special Provision AR150540 Haul Route, dated 06/25/2015.

Add: Revised Special Provision AR150540 Haul Route, dated 07/21/2015. (Attached)

Prime contractors must utilize the enclosed material when preparing their bid and must include any Schedule of Prices changes in their bidding proposal.

Bidders using computer-generated bids are cautioned to reflect any and all Schedule of Prices changes, if involved, into their computer programs.

Questions on this addendum may be directed to Barry Stolz, P.E. of Hanson Professional Services, Inc. at 314-942-5288.

DATE: July 21, 2015

BY: Barry Stolz

HANSON PROJECT NO.: 13A0080D

PROJECT NAME: Realign Taxiway D

PROJECT MEETING LOCATION: Quincy Regional Airport

MEETING DATE: July 15, 2015

PARTICIPANTS: See attached sign-in sheets

DISTRIBUTION: All Participants

*The following minutes express our understanding of the items discussed. Please respond in writing within five (5) days of receipt if any changes are required. **Action items noted in bold italics (including persons responsible for taking actions):***

ITEMS DISCUSSED:

- Attendees were asked to fill out the sign in sheet (attached).
- This project is to be bid through the IDOT Letting on July 31, 2015. Item 6A, Contract Q1061.
- The DBE Goal for the project is 6.1%. Refer to the proposal package for additional information.
- Buy American provisions apply to the project. See Item 5 on page 56-57 of the Contract Specifications. Additional information is available on the FAA website at: http://www.faa.gov/airports/aip/buy_american/
- The contract time for the project is 83 calendar days from the start of construction. Due to the anticipated timing of contract award and potential for inclement weather, it is not expected that construction will begin before May 2016.
- This project is a re-bid of the same project that was on the January IDOT Letting. The majority of the plans and specifications are the same for this letting, with some exceptions as follows:
 - Several FAA specifications were added to the project per FAA direction. Contractors are encouraged to thoroughly review these new specifications, as they have not been utilized on other IDOT Aeronautics projects prior to this letting.
 - Added Special Provision 100, Contractor Quality Control Program
 - Added Special Provision 110, Method of Estimating PWL
 - Deleted IDOT Aeronautics Standard Specification Item 501 and Added Special Provision AR800510, FAA P-501 PCC Pavement
 - Deleted IDOT Aeronautics Standard Specification Item 605 and Added Special Provision AR800511, FAA P-605 Joint Sealant
 - Revisions to the Pay Items were made to coincide with the revised specification sections.
 - Deleted Item AR501510
 - Deleted Item AR501530
 - Added Item AR800510
 - Added Item AR800511

QUESTIONS AND COMMENTS

1. Clarification was requested regarding the wage rates to be enforced on the project due to the timing of the letting, award and anticipated start of construction.
 - a. The wage rates available at the time of the letting are the rates to be utilized throughout the project.

2. There was a contractor request to provide an available location for an on-site batch plant.
 - a. Barry Stolz indicated he would look into that and provide a location via addendum.

3. Representatives from the Township expressed concern over use of E. 1600th St. as a haul route.
 - a. Barry Stolz indicated that the contractors should base their bids on the official plans and specifications for the project, including any addendums. Barry will discuss the use of the road with the City of Quincy. Any revisions to be incorporated into the bids will be addressed by addendum prior to the letting.

4. A question was asked regarding the existence of steel reinforcement in the existing pavement to be removed.
 - a. The original concrete taxiway pavement was constructed in 1946. Hanson does not have the original plans for the construction of the taxiway and cannot accurately answer the question.

These notes reflect our understanding of the meeting. Should there be any changes or omissions, please contact Hanson prior to the project bidding.



MEETING SIGN-IN SHEET

MEETING DATE: July 15, 2015 @ 10:00 A.M.

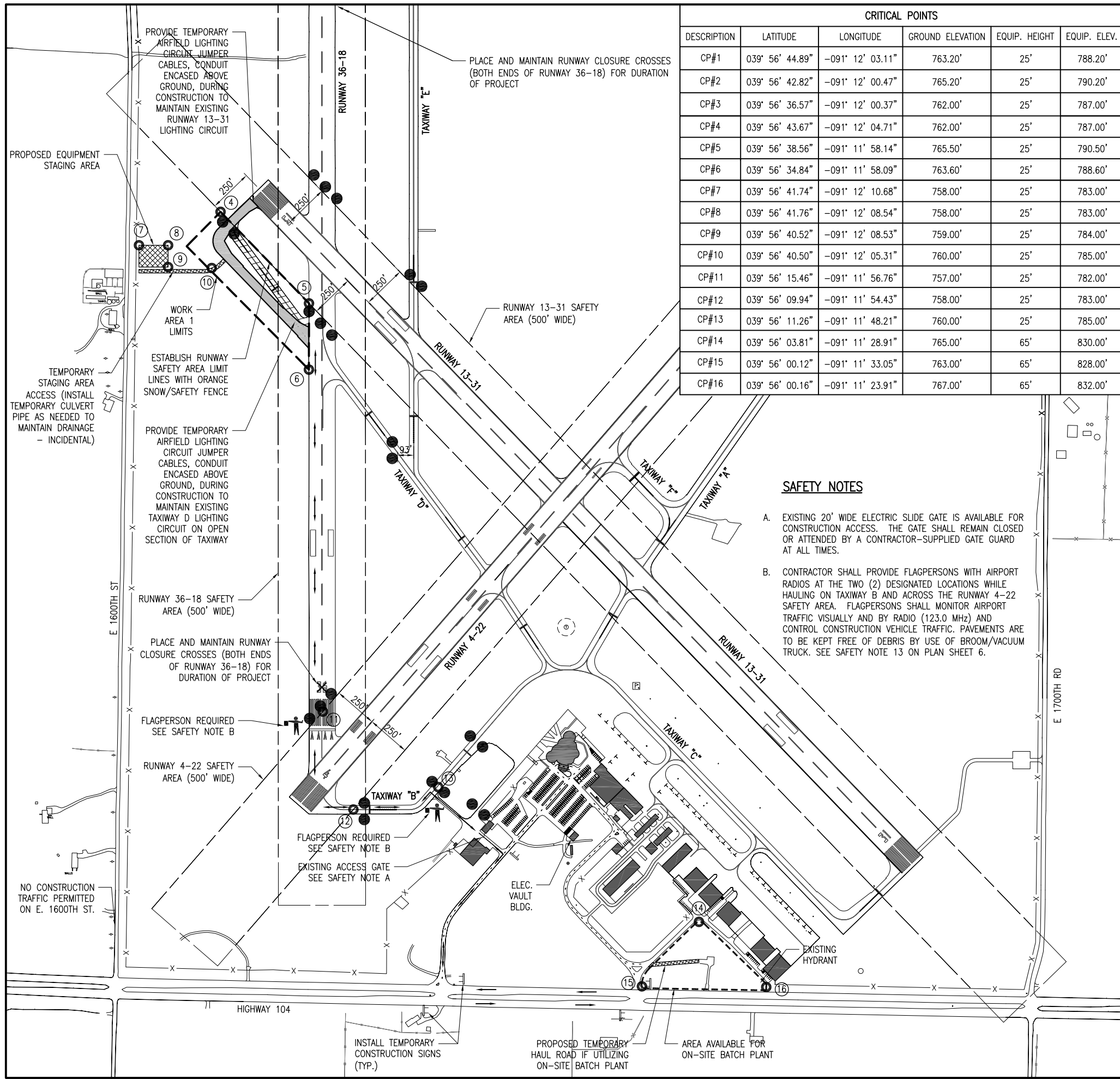
PROJECT NO.: 13A0080D

PROJECT NAME: UIN-4332 – Realign Taxiway D, Contract No. QI061, Item 6A

PROJECT MEETING LOCATION: Quincy Regional Airport

NAME	COMPANY	PHONE	E-MAIL
Barry Stolz, P.E.	Hanson Professional Services	314-942-5288	bstolz@hanson-inc.com
JON THOMPSON	LAVERDIERE CONST. INC.	309-837-1258	jct@lavconinc.com
Dirk Erickson	Illinois Valley Paving	217-742-3103	dirk.erickson@ucm.biz
Kayne Colgrove	Chester Bross Const	573-248-7668	kcolgrove@cbrossgroup.com
Adelle Weasel	Gigent YWP	217-653-2229	
CHRIS KAUFMANN	COUNTY CONTRACTORS	217-885-3550	CHRIS@COUNTYCONTRACTORSINC.COM
Jim Heiser	Road Work	282-091141	

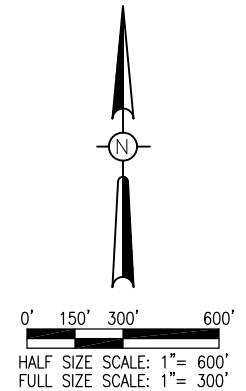
JUL 21, 2015 11:15 AM STOLZ01547
 p:\v\p\sv\0306.hanson.com\Hanson\Projects\Documents\13A0080D\CAD\Airport\Sheet\C-004-SFY-ADDM1



CRITICAL POINTS					
DESCRIPTION	LATITUDE	LONGITUDE	GROUND ELEVATION	EQUIP. HEIGHT	EQUIP. ELEV.
CP#1	039° 56' 44.89"	-091° 12' 03.11"	763.20'	25'	788.20'
CP#2	039° 56' 42.82"	-091° 12' 00.47"	765.20'	25'	790.20'
CP#3	039° 56' 36.57"	-091° 12' 00.37"	762.00'	25'	787.00'
CP#4	039° 56' 43.67"	-091° 12' 04.71"	762.00'	25'	787.00'
CP#5	039° 56' 38.56"	-091° 11' 58.14"	765.50'	25'	790.50'
CP#6	039° 56' 34.84"	-091° 11' 58.09"	763.60'	25'	788.60'
CP#7	039° 56' 41.74"	-091° 12' 10.68"	758.00'	25'	783.00'
CP#8	039° 56' 41.76"	-091° 12' 08.54"	758.00'	25'	783.00'
CP#9	039° 56' 40.52"	-091° 12' 08.53"	759.00'	25'	784.00'
CP#10	039° 56' 40.50"	-091° 12' 05.31"	760.00'	25'	785.00'
CP#11	039° 56' 15.46"	-091° 11' 56.76"	757.00'	25'	782.00'
CP#12	039° 56' 09.94"	-091° 11' 54.43"	758.00'	25'	783.00'
CP#13	039° 56' 11.26"	-091° 11' 48.21"	760.00'	25'	785.00'
CP#14	039° 56' 03.81"	-091° 11' 28.91"	765.00'	65'	830.00'
CP#15	039° 56' 00.12"	-091° 11' 33.05"	763.00'	65'	828.00'
CP#16	039° 56' 00.16"	-091° 11' 23.91"	767.00'	65'	832.00'

SAFETY NOTES

- A. EXISTING 20' WIDE ELECTRIC SLIDE GATE IS AVAILABLE FOR CONSTRUCTION ACCESS. THE GATE SHALL REMAIN CLOSED OR ATTENDED BY A CONTRACTOR-SUPPLIED GATE GUARD AT ALL TIMES.
- B. CONTRACTOR SHALL PROVIDE FLAGPERSONS WITH AIRPORT RADIOS AT THE TWO (2) DESIGNATED LOCATIONS WHILE HAULING ON TAXIWAY B AND ACROSS THE RUNWAY 4-22 SAFETY AREA. FLAGPERSONS SHALL MONITOR AIRPORT TRAFFIC VISUALLY AND BY RADIO (123.0 MHz) AND CONTROL CONSTRUCTION VEHICLE TRAFFIC. PAVEMENTS ARE TO BE KEPT FREE OF DEBRIS BY USE OF BROOM/VACUUM TRUCK. SEE SAFETY NOTE 13 ON PLAN SHEET 6.



LEGEND

- EXISTING IMPROVEMENTS
- EXISTING BUILDINGS
- PROPOSED TAXIWAY PAVEMENT
- EXISTING TAXIWAY PAVEMENT TO BE REMOVED
- PROPOSED CONTRACTOR STAGING AREA AND HAUL ROAD
- EXISTING FENCE
- RUNWAY SAFETY AREA (500' WIDE)
- CONSTRUCTION TRAFFIC
- PLACE AND MAINTAIN BARRICADES WHEN RUNWAY 13-31 IS CLOSED
- PLACE AND MAINTAIN BARRICADES FOR DURATION OF PROJECT
- TEMPORARY CONSTRUCTION SIGN
- CRITICAL POINT

WORK AREA NOTES

1. THE WORK ITEMS TO BE COMPLETED IN THIS AREA INCLUDE REMOVAL OF THE EXISTING TAXIWAY PAVEMENT AND ASSOCIATED LIGHTING AND DRAINAGE, CONSTRUCTION OF THE NEW TAXIWAY PAVEMENT AND ASSOCIATED LIGHTING AND DRAINAGE, INCLUDING PAVING, MARKING, AND EROSION CONTROL.
2. THE CONTRACTOR MAY WORK IN WORK AREAS 1 AND 2 SIMULTANEOUSLY, HOWEVER THE CONTRACT TIME FOR WORK AREA 2 SHALL STILL BE ENFORCED. THE CONTRACTOR SHALL HAVE A MAXIMUM OF 20 CONSECUTIVE CALENDAR DAYS TO COMPLETE THE WORK WITHIN WORK AREA 2.
3. CLOSURE CROSSES AND BARRICADES SHALL BE IN PLACE PRIOR TO BEGINNING CONSTRUCTION.
4. AT ALL TIMES, THE CONTRACTOR'S OPERATIONS SHALL BE SUCH AS TO MINIMIZE CLOSURES.
5. AT THE COMPLETION OF ALL WORK AREA CONSTRUCTION, THE HAUL ROADS ARE TO BE REMOVED. THE HAUL ROAD AREA, CONSTRUCTION EQUIPMENT PARKING AREA AND BATCH PLANT AREA SHALL BE RESTORED TO PRE-CONSTRUCTION CONDITIONS PER THE SPECIFICATIONS.
6. THE COSTS FOR PROVISION, PLACEMENT, MAINTENANCE AND REMOVAL OF BARRICADES, CLOSURE CROSSES AND TEMPORARY JUMPER CABLES/CONDUITS ON THE AIRFIELD AND ALL ASSOCIATED INCIDENTALS SHALL BE PAID FOR UNDER ITEM AR150520 MOBILIZATION.
7. THE COSTS FOR CONSTRUCTION, MAINTENANCE AND REMOVAL OF TEMPORARY HAUL ROUTE, EQUIPMENT STAGING AREA, BATCH PLANT AREA, TEMPORARY SIGNAGE AND ALL ASSOCIATED INCIDENTALS SHALL BE PAID FOR UNDER ITEM AR150540 HAUL ROUTE.
8. RUNWAY 36-18 WILL BE CLOSED FOR THE DURATION OF THE PROJECT.



Engineering | Planning | Allied Services

Offices Nationwide
 www.hanson-inc.com

Hanson Professional Services Inc.
 1525 S. 6th Street
 Springfield, IL 62568
 phone: 217-788-2450
 fax: 217-788-2503

Illinois Licensed
 Professional Service Corporation
 #184-001084

Quincy Regional Airport -
 Baldwin Field



1645 Highway 104
 Quincy, IL 62305



REALIGN TAXIWAY D

IDA No: UIN-4332

SBG No: 3-17-SBGP-105

QI061

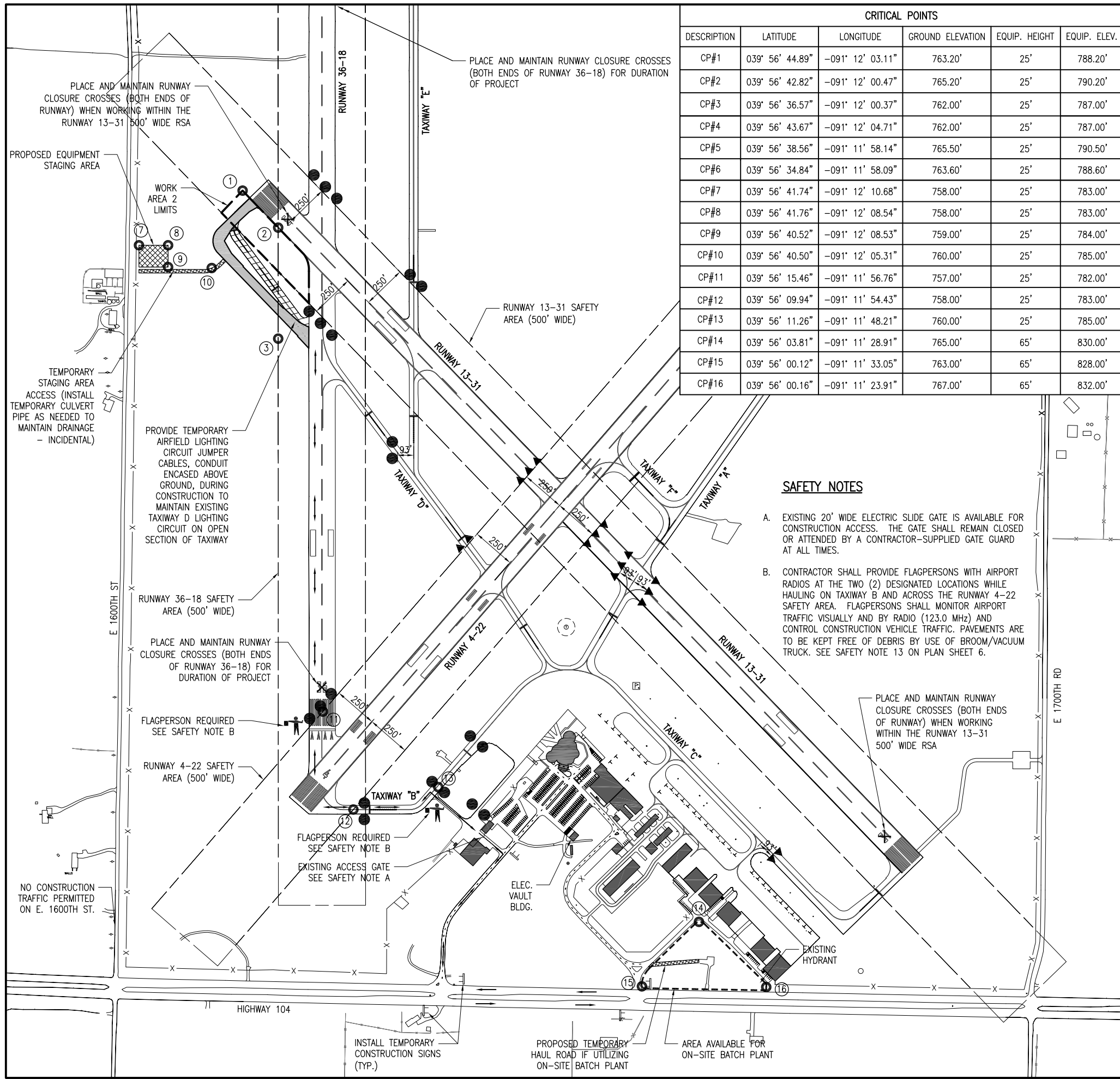
NO.	DATE	DESCRIPTION		
		DES	DWN	REV
1	07/21/15	ADDENDUM A	BSS	BSS JDW

ISSUE: JUNE 9, 2015
 PROJECT NO: 13A0080D
 CAD FILE: C-004-SFY-ADDM1.DWG
 DESIGN BY: JRH 06/09/2014
 DRAWN BY: JRH 06/09/2014
 REVIEWED BY: JDW 11/12/2014

SHEET TITLE

CONSTRUCTION SAFETY AND PHASING PLAN- WORK AREA 1

JUL 21, 2015 11:15 AM STOLZ201547
 p:\v\sp\sv\036.hanson.com\Hanson\Projects\Documents\13\Job\13A00800\13A00800\CAD\AirportSheet\C-004-SFY-ADDM1



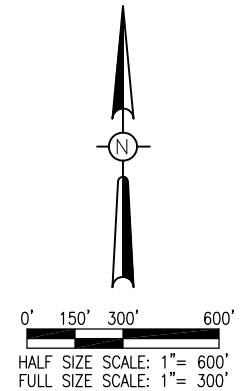
CRITICAL POINTS					
DESCRIPTION	LATITUDE	LONGITUDE	GROUND ELEVATION	EQUIP. HEIGHT	EQUIP. ELEV.
CP#1	039° 56' 44.89"	-091° 12' 03.11"	763.20'	25'	788.20'
CP#2	039° 56' 42.82"	-091° 12' 00.47"	765.20'	25'	790.20'
CP#3	039° 56' 36.57"	-091° 12' 00.37"	762.00'	25'	787.00'
CP#4	039° 56' 43.67"	-091° 12' 04.71"	762.00'	25'	787.00'
CP#5	039° 56' 38.56"	-091° 11' 58.14"	765.50'	25'	790.50'
CP#6	039° 56' 34.84"	-091° 11' 58.09"	763.60'	25'	788.60'
CP#7	039° 56' 41.74"	-091° 12' 10.68"	758.00'	25'	783.00'
CP#8	039° 56' 41.76"	-091° 12' 08.54"	758.00'	25'	783.00'
CP#9	039° 56' 40.52"	-091° 12' 08.53"	759.00'	25'	784.00'
CP#10	039° 56' 40.50"	-091° 12' 05.31"	760.00'	25'	785.00'
CP#11	039° 56' 15.46"	-091° 11' 56.76"	757.00'	25'	782.00'
CP#12	039° 56' 09.94"	-091° 11' 54.43"	758.00'	25'	783.00'
CP#13	039° 56' 11.26"	-091° 11' 48.21"	760.00'	25'	785.00'
CP#14	039° 56' 03.81"	-091° 11' 28.91"	765.00'	65'	830.00'
CP#15	039° 56' 00.12"	-091° 11' 33.05"	763.00'	65'	828.00'
CP#16	039° 56' 00.16"	-091° 11' 23.91"	767.00'	65'	832.00'

SAFETY NOTES

- A. EXISTING 20' WIDE ELECTRIC SLIDE GATE IS AVAILABLE FOR CONSTRUCTION ACCESS. THE GATE SHALL REMAIN CLOSED OR ATTENDED BY A CONTRACTOR-SUPPLIED GATE GUARD AT ALL TIMES.
- B. CONTRACTOR SHALL PROVIDE FLAGPERSONS WITH AIRPORT RADIOS AT THE TWO (2) DESIGNATED LOCATIONS WHILE HAULING ON TAXIWAY B AND ACROSS THE RUNWAY 4-22 SAFETY AREA. FLAGPERSONS SHALL MONITOR AIRPORT TRAFFIC VISUALLY AND BY RADIO (123.0 MHz) AND CONTROL CONSTRUCTION VEHICLE TRAFFIC. PAVEMENTS ARE TO BE KEPT FREE OF DEBRIS BY USE OF BROOM/VACUUM TRUCK. SEE SAFETY NOTE 13 ON PLAN SHEET 6.

WORK AREA NOTES

1. THE WORK ITEMS TO BE COMPLETED IN THIS AREA INCLUDE REMOVAL OF THE EXISTING TAXIWAY PAVEMENT AND ASSOCIATED LIGHTING AND DRAINAGE, CONSTRUCTION OF THE NEW TAXIWAY PAVEMENT AND ASSOCIATED LIGHTING AND DRAINAGE, INCLUDING PAVING, MARKING, AND EROSION CONTROL.
2. THE CONTRACTOR MAY WORK IN WORK AREAS 1 AND 2 SIMULTANEOUSLY, HOWEVER THE CONTRACT TIME FOR WORK AREA 2 SHALL STILL BE ENFORCED. THE CONTRACTOR SHALL HAVE A MAXIMUM OF 20 CONSECUTIVE CALENDAR DAYS TO COMPLETE THE WORK WITHIN WORK AREA 2.
3. CLOSURE CROSSES AND BARRICADES SHALL BE IN PLACE PRIOR TO BEGINNING CONSTRUCTION.
4. AT ALL TIMES, THE CONTRACTOR'S OPERATIONS SHALL BE SUCH AS TO MINIMIZE CLOSURES.
5. AT THE COMPLETION OF ALL WORK AREA CONSTRUCTION, THE HAUL ROADS ARE TO BE REMOVED. THE HAUL ROAD AREA, CONSTRUCTION EQUIPMENT PARKING AREA AND BATCH PLANT AREA SHALL BE RESTORED TO PRE-CONSTRUCTION CONDITIONS PER THE SPECIFICATIONS.
6. THE COSTS FOR PROVISION, PLACEMENT, MAINTENANCE AND REMOVAL OF BARRICADES, CLOSURE CROSSES AND TEMPORARY JUMPER CABLES/CONDUITS ON THE AIRFIELD AND ALL ASSOCIATED INCIDENTALS SHALL BE PAID FOR UNDER ITEM AR150520 MOBILIZATION.
7. THE COSTS FOR CONSTRUCTION, MAINTENANCE AND REMOVAL OF TEMPORARY HAUL ROUTE, EQUIPMENT STAGING AREA, BATCH PLANT AREA, TEMPORARY SIGNAGE AND ALL ASSOCIATED INCIDENTALS SHALL BE PAID FOR UNDER ITEM AR150540 HAUL ROUTE.
8. RUNWAYS 36-18 AND 13-31 WILL BE CLOSED FOR THE DURATION OF WORK AREA 2.



LEGEND

- EXISTING IMPROVEMENTS
- EXISTING BUILDINGS
- PROPOSED TAXIWAY PAVEMENT
- EXISTING TAXIWAY PAVEMENT TO BE REMOVED
- PROPOSED CONTRACTOR STAGING AREA AND HAUL ROAD
- EXISTING FENCE
- RUNWAY SAFETY AREA (500' WIDE)
- CONSTRUCTION TRAFFIC
- PLACE AND MAINTAIN BARRICADES WHEN RUNWAY 13-31 IS CLOSED
- PLACE AND MAINTAIN BARRICADES FOR DURATION OF PROJECT
- TEMPORARY CONSTRUCTION SIGN
- CRITICAL POINT



Engineering | Planning | Allied Services
 Offices Nationwide
 www.hanson-inc.com

Hanson Professional Services Inc.
 1525 S. 6th Street
 Springfield, IL 62568
 phone: 217-788-2450
 fax: 217-788-2503

Illinois Licensed
 Professional Service Corporation
 #184-001084

Quincy Regional Airport -
 Baldwin Field



1645 Highway 104
 Quincy, IL 62305



B. Stolz 6/9/15

REALIGN TAXIWAY D

IDA No: UIN-4332

SBG No: 3-17-SBGP-105

QI061

NO.	DATE	DESCRIPTION		
		DES	DWN	REV
1	07/21/15	ADDENDUM A	BSS	BSS JDW

ISSUE: JUNE 9, 2015
 PROJECT NO: 13A0080D
 CAD FILE: C-004-SFY-ADDM1.DWG
 DESIGN BY: JRH 06/09/2014
 DRAWN BY: JRH 06/09/2014
 REVIEWED BY: JDW 11/12/2014

SHEET TITLE

CONSTRUCTION SAFETY AND PHASING PLAN- WORK AREA 2

ITEM AR150540 HAUL ROUTE

DESCRIPTION

150540-1.1. This item of work shall consist of the construction, maintenance, and removal of the proposed haul route, equipment parking and material storage area, and batch plant area that are needed to provide access to the proposed construction area as shown on the Construction Plans. The entrance to the project site will be from the airport entrance road, through existing gate S-2, and across the airfield via taxiway and runway pavements. The Contractor will construct proposed access roads (as necessary) as shown on the Scope of Work and Safety and Phasing Plans of the Construction Plan Set.

The proposed equipment parking and material storage area and batch plant area will also be constructed as shown on the Scope of Work and Safety and Phasing Plans of the Construction Plan Set.

CONSTRUCTION METHODS

150540-2.1. In accordance with section 50-04 of the Standard Specifications, it is the Contractor's responsibility to obtain permission and any applicable permits to use the roads (federal, state, county, township) leading to the airport construction site.

The Contractor shall construct the haul routes, equipment parking and material storage area, and batch plant area to provide all weather access to the construction site. The haul route, equipment parking and material storage area, and batch plant area will be maintained so as not to cause delays to the proposed construction. The haul route will be made of any suitable aggregate material to provide an all-weather haul route, and temporary drainage pipes shall be installed as necessary to maintain existing drainage patterns. Upon completion of the project; the aggregate material and any temporary drainage pipes will be removed.

Restoration: The haul route, equipment parking and material storage area, and batch plant area will be filled and graded to their original elevations. The disturbed areas that are outside of the proposed seeding and mulching limits will be seeded and mulched in accordance with Item 901 - Seeding and Item 908 - Mulching. The restoration of these areas will be considered as part of this item.

Safety: All traffic control, safety, and permitting requirements associated with the construction and use of the haul routes are the responsibility of the Contractor.

BASIS OF PAYMENT

150540-3.1. Payment will be made at the contract unit price per lump sum for constructing, maintaining and removing the haul route, equipment parking and storage area, and batch plant area as specified. This price shall be full compensation for furnishing, installing, maintaining and removal of all materials; restoration and turfing; for all labor, equipment, and incidentals necessary to complete this item of work.

Payment will be made under:
Item AR150540 Haul Route - per lump sum

END OF ITEM AR150540