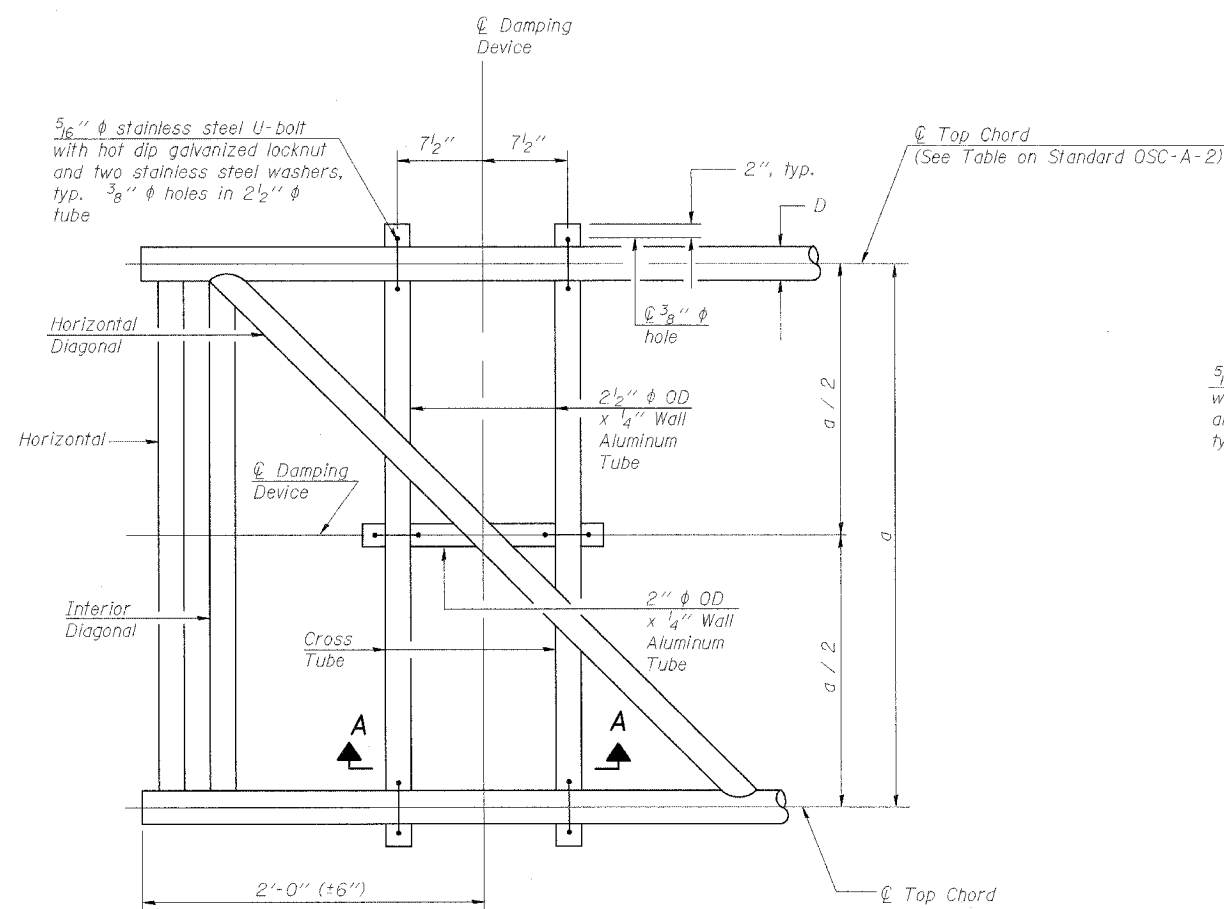
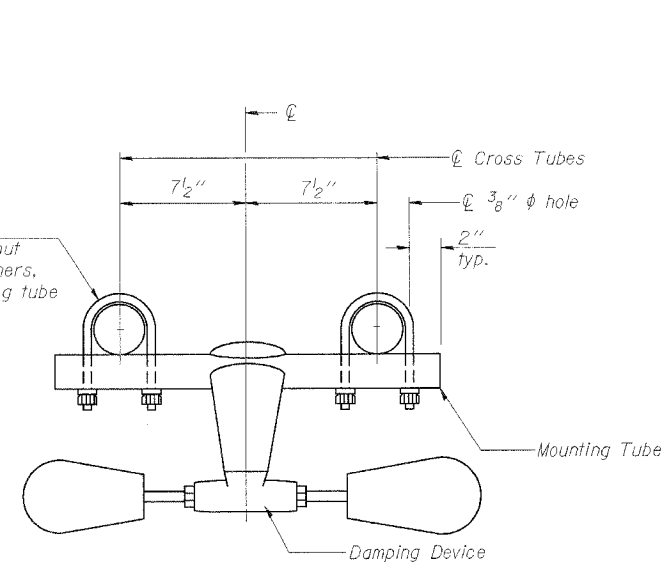


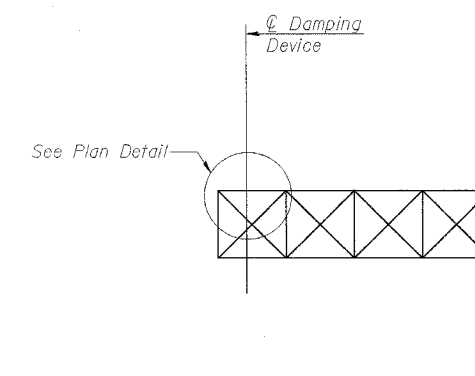
F.A.I. RTE. 59	SECTION •	COUNTY WILL	TOTAL SHEETS 608	SHEET NO. 300
STA.		TO STA.		
FED. ROAD DIST. NO. 1		ILLINOIS FED. AID PROJECT		
• (26, 26HB-1 & 114) R-2 CONTRACT NO. 60363				



**PLAN DETAIL**



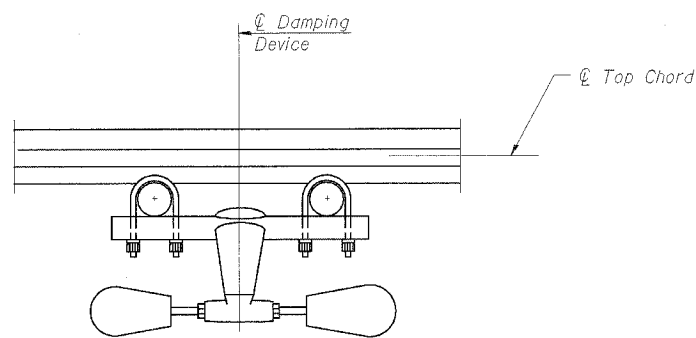
**TRUSS DAMPING DEVICE CONNECTION DETAIL**



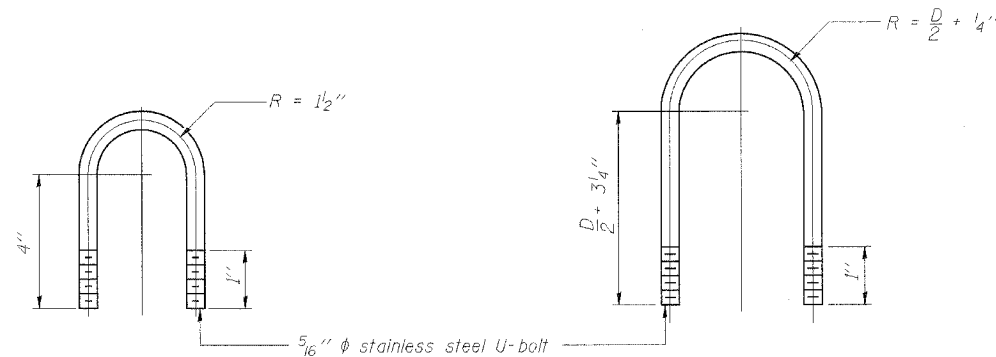
**ELEVATION**  
Aluminum Cantilever Sign Structure

**GENERAL NOTES**

- Damper: One damper per truss. (31 lbs. Stockbridge-Type Aluminum-29' minimum between ends of weights)
- Materials: Aluminum tubes shall be ASTM B221 alloy 6061 temper T6



**SECTION A-A**



**DAMPING DEVICE MOUNTING TUBE U-BOLT DETAIL**  
(Typical)

**TOP CHORD TO CROSS TUBE U-BOLT DETAIL**  
(Typical)

REVISIONS	
NAME	DATE

ILLINOIS DEPARTMENT OF TRANSPORTATION  
FAI 55 AT FAP 338 ILLINOIS ROUTE 59  
SECTION: (26, 26HB-1 & 114) R-2

DAMPING DEVICE

DATE: 03/14/08

DRAWN BY: MDB  
CHECKED BY:

**TENG**

TENG & ASSOCIATES, INC.  
ENGINEERS/ARCHITECTS/PLANNERS  
300 N. MICHIGAN AVE. CHICAGO, IL 60601  
TELEPHONE: 312.666.0000

T:\DOCUMENTS\93279M\STRUCT\08\15\08002P.DGN  
 B:\CHILLOJ  
 color Table\eks\STANDARD\TEXT\DATA\COLORTABLE.TBL  
 3-15-2008, 12:25:56  
 pen Table: N/A  
 11/11/2008 10:11:03 AM