F.A.I. RTE.	SECTION	COUNTY	TOTAL SHEETS	SHEET NO.
55	*	WILL	608	315
STA.		TO STA.		
FED. ROAD DIST. NO. 1	ILLINOIS	FED. AID PROJECT		
* (26, 26HB-1&114) R-2		CONTRACT NO. 60363		

TEMPORARY CABLE PLAN LEGEND

- R — TEMPORARY TRAFFIC SIGNAL SECTION OR PEDESTRIAN SIGNAL SECTION 12" (300 mm)
- TEMPORARY CONTROLLER CABINET
- TEMPORARY SERVICE INSTALLATION
- (5) — INDICATES NUMBER OF CONDUCTORS IN CABLE. ALL CONDUCTORS TO BE NUMBER 14 AWG WIRE UNLESS OTHERWISE NOTED.
- EMERGENCY VEHICLE LIGHT DETECTOR
- CONFIRMATION BEACON
- PEDESTRIAN PUSHBUTTON DETECTOR
- VEHICLE DETECTOR, INDUCTION LOOP
- 12" (300mm) PEDESTRIAN SIGNAL SECTION
- VIDEO VEHICLE DETECTOR

ILLINOIS 59 AND HEARTLAND

THE FOLLOWING EXISTING TRAFFIC SIGNAL EQUIPMENT SHALL BE REMOVED BY THE CONTRACTOR, SHALL REMAIN THE PROPERTY OF IDOT AND SHALL BE DELIVERED BY THE CONTRACTOR TO TO IDOT AS REQUIRED BY THE TRAFFIC SIGNAL SPECIFICATIONS.

1	EACH	CONTROLLER AND CABINET (COMPLETE)
8	EACH	SIGNAL HEAD, 1-FACE, 3-SECTION
4	EACH	WOOD POLES
1	EACH	SERVICE INSTALLATION
1	LSUM	SPAN WIRE, TETHER WIRE, AND CABLE
1	EACH	EMERGENCY VEHICLE EQUIPMENT
1	EACH	MAINTENANCE OF EXISTING TRAFFIC SIGNAL INSTALLATION
1	EACH	REMOVE EXISTING TRAFFIC SIGNAL EQUIPMENT

SUMMARY OF QUANTITIES

ITEM	UNIT	QTY
MAINTENANCE OF EXISTING TRAFFIC SIGNAL INSTALLATION	EACH	1
REMOVE EXISTING TRAFFIC SIGNAL EQUIPMENT	EACH	1

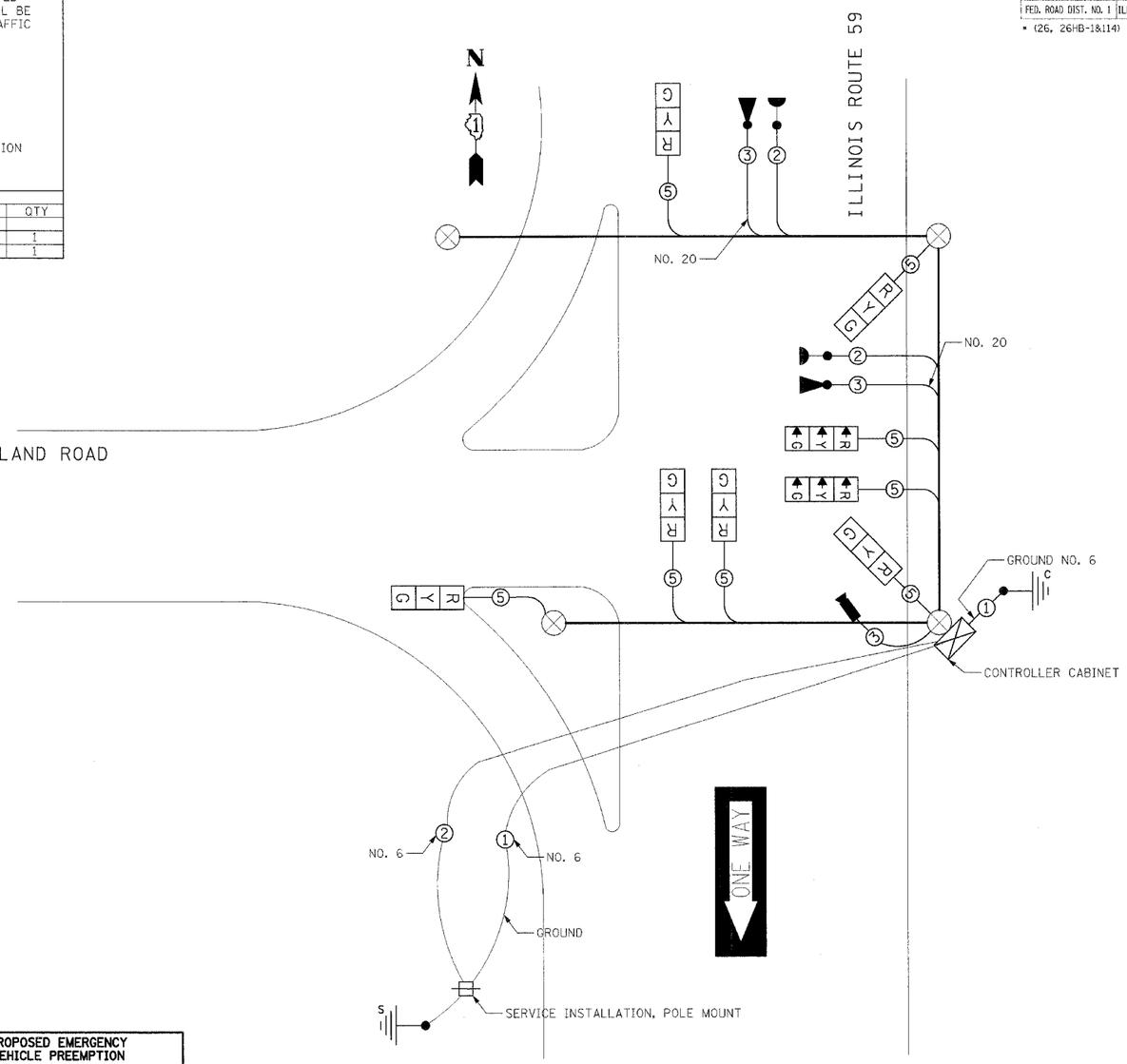

EXISTING SIGNALS CABLE PLAN

(NOT TO SCALE)

EXISTING CONTROLLER SEQUENCE

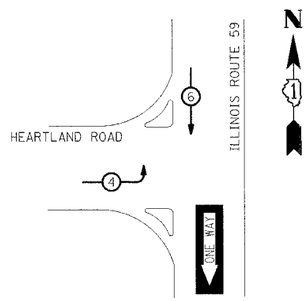

LEGEND

- DUAL ENTRY PHASE
- PEDESTRIAN PHASE
- * NUMBER REFERS TO ASSOCIATED PHASE

TEMPORARY PHASE DESIGNATION DIAGRAM

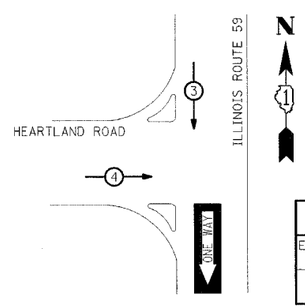

PROPOSED EMERGENCY VEHICLE PREEMPTION		
EMERGENCY VEHICLE PREEMPTOR	3	4
MOVEMENT	↓	→

EMERGENCY VEHICLE PREEMPTION SEQUENCE

ILLINOIS DEPARTMENT OF TRANSPORTATION
TRAFFIC SIGNAL INSTALLATION
ELECTRICAL SERVICE REQUIREMENTS

TYPE	NO. LAMPS ×	WATTAGE INCAND.	WATTAGE LED	× %OPERATION	TOTAL WATTAGE
CONTROLLER	1	100	-	1.00	100
SIGNAL (RED)	6	135	17	0.50	51
(YELLOW)	6	135	25	0.05	7.5
(GREEN)	6	135	15	0.45	40.5
(RED ARROW)	2	135	12	0.50	12
(YELLOW ARROW)	2	135	12	0.05	1.2
(GREEN ARROW)	2	135	11	0.45	9.9
CONF. BEACON	2	120		0.05	12
EMERG. VEH. DETECTOR	2	20		1.00	40
				TOTAL =	274.1

ENERGY COSTS TO:
ILLINOIS DEPARTMENT OF TRANSPORTATION
201 WEST CENTER COURT
SCHAUMBURG, ILLINOIS 60196-1096

ENERGY SUPPLY CONTACT: MR. RANDY BALES
PHONE: (1) 815-724-5355
COMPANY: COM. EDISON

FOUNDATION (DEPTH)	FT.	(m)	CABLE SLACK	FT.	(m)	VERTICAL	FT.	(m)
TYPE A - POST	4	(1.2)	HANDHOLE	6.5	(2.0)	ALL FOUNDATIONS	3.5	(1.0)
D - CONTROLLER	4	(1.2)	DOUBLE HANDHOLE	13	(4.0)	MAST ARM (L) POLE	20'+L-2=	
E - M. ARM POLE			SIGNAL POST	2	(1.0)		(6m+L-0.6m)=	
30" (750mm)	10	(3.0)	CONTROLLER CAB.	1	(0.5)	BRACKET MOUNTED	13	(4.0)
30" (900mm)	15	(4.6)	FIBER OPTIC	13	(4.0)	PED. PUSHBUTTON	4	(1.2)
			ELECTRIC SERVICE	1	(0.5)	ELECTRIC SERVICE	13.5	(4.1)
			GROUND CABLE	1	(0.5)	SERVICE TO GROUND	13.5	(4.1)
						POST MOUNTED	6	(1.8)

REVISIONS	
NAME	DATE

ILLINOIS DEPARTMENT OF TRANSPORTATION
FAI 55 AT FAP 338 ILLINOIS ROUTE 59
SECTION: (26, 26HB-1&114) R-2

EX. IL59 & HEARTLAND RD-TEMP TRAFFIC SIGNAL CABLE PLAN & SEQUENCE OF OPERATION

SCALE: NONE
DATE: 03/14/08

DRAWN BY: TMH
DESIGNED BY: RKF
CHECKED BY: RKF

TENG

TENG & ASSOCIATES, INC.
ENGINEERS/ARCHITECTS/PLANNERS
205 N. MICHIGAN AVE. CHICAGO, IL 60601
TELEPHONE: 312/616-0210

-\OPGOOPRLD.DGN,..\RDWGORDR.DGN,..\ALTOGLU5.DGN,..\PVMOORLD.DGN,..\PVMOORSW.DGN,..\TTBOORKN.DGN,..\TTBOORLD.DGN,..\SUROOR9V.DGN,..\TPOOOSCP.DGN,..\SUROORLD.DGN,..\SUROORLD0.DGN,..\EXHOOWPC.DGN,
4-03-2008,14:06 F:\DOCUMENTS\9276\COMMON\DGN\TS0008.DGN LEGAC
1 2 3 4 5 6 7 8 9 10 11 12 13 14 15 16 17 18 19 20 21 22 23 24 25 26 27 28 29 30 31 32 33 34 35 36 37 38 39 40 41 42 43 44 45 46 47 48 49 50 51 52 53 54 55 56 57 58 59 60 61 62 63