F.A.I. RTE.	SECTION	COUNTY	TOTAL SHEETS	SHEET NO.
59	*	WILL	608	386
STA.		TO STA.		
FED. ROAD DIST. NO. 1	ILLINOIS	FED. AID PROJECT		

* (26, 26HB-1 & 114) R-2
CONTRACT NO. 60363

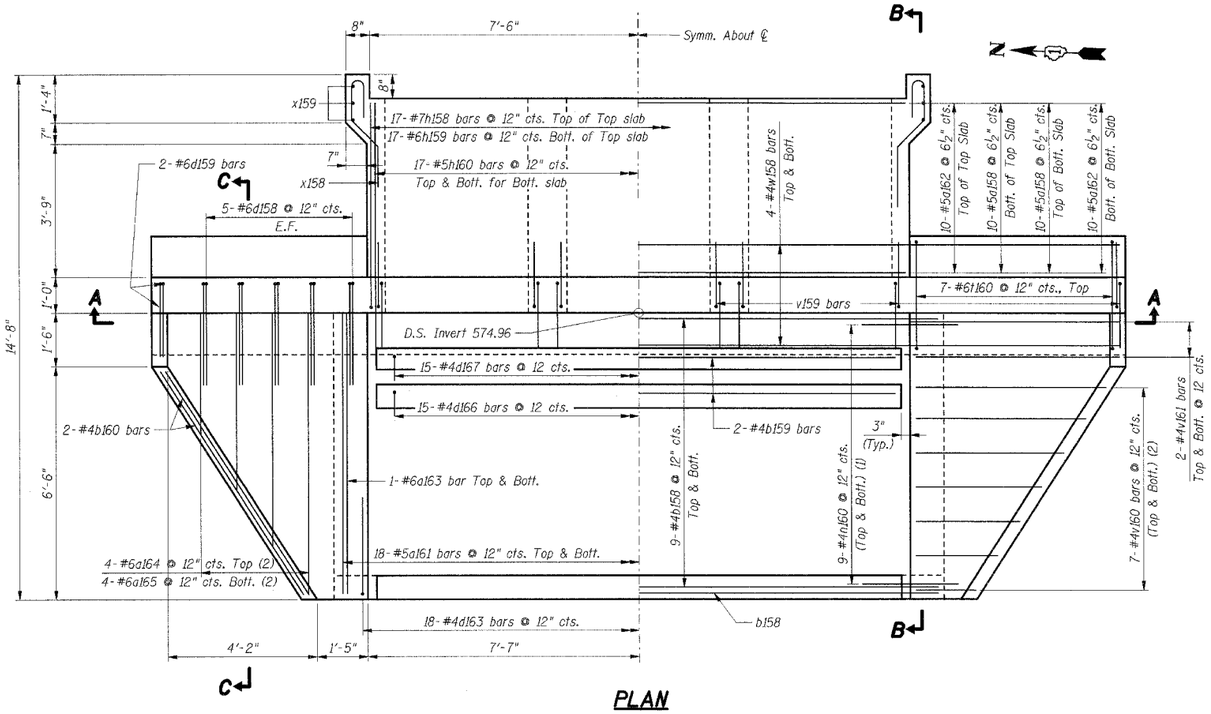

PLAN

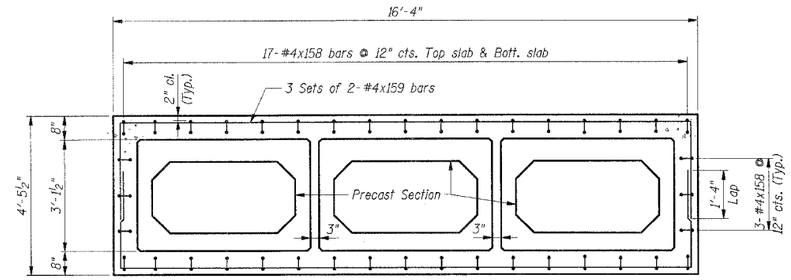

SECTION THRU COLLAR

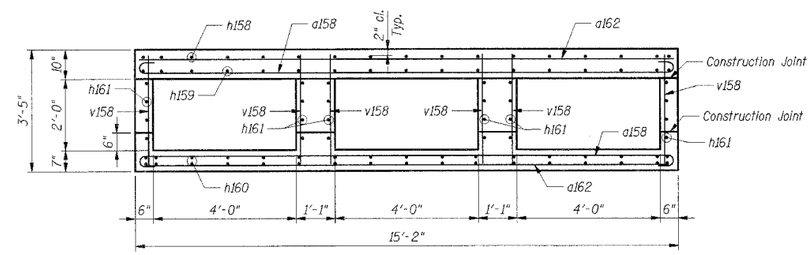

SECTION THRU BARREL

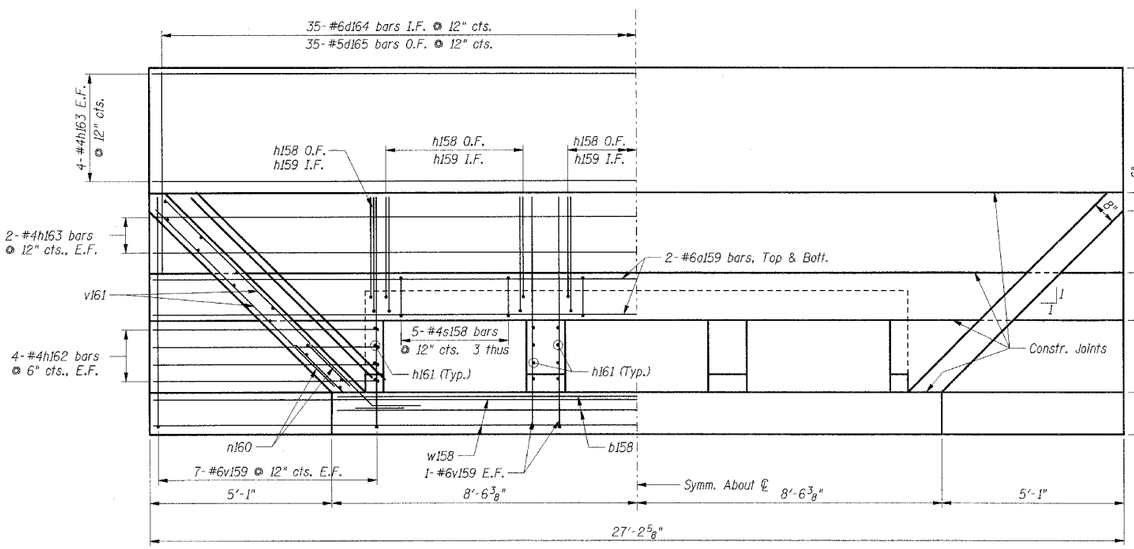

SECTION A-A - HEADWALL ELEVATION

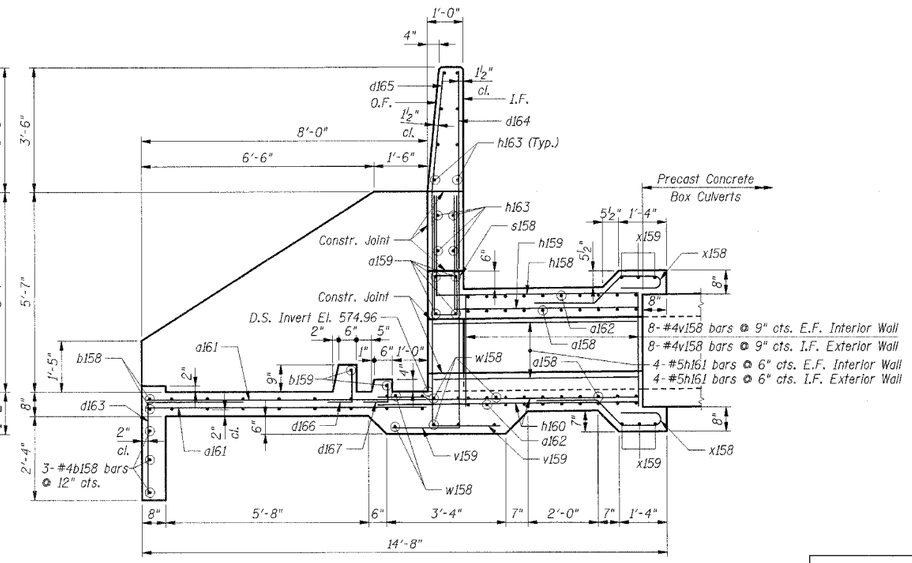

SECTION B-B

Reinforcement Notes:

(1) Bend bars in the field to fit as required.
(2) Cut bars according to Cutting Diagram and use reminder in other side of the Headwall.

Notes:

1. Work this sheet with Sht. BCC-4.
2. The concrete barrel shall be poured monolithically with the headwall.
3. Bars indicated thus: 4x2-#5 etc. indicate 4 lines of bars with 2 lengths per line.
4. I.F. indicates inside face.
   O.F. indicates outside face.
   E.F. indicates each face.

SHT. BCC-3 OF BCC-5

REVISIONS	
NAME	DATE

ILLINOIS DEPARTMENT OF TRANSPORTATION
F.A.P. ROUTE 338 (ILLINOIS ROUTE 59)
IL ROUTE 59 TRIPLE BOX CULVERT
SECTION (26, 26HB-1 & 114) R-2
STRUCTURE NUMBER 099-0352
STATION 7499+81.56, WILL COUNTY

BOX CULVERT END SECTIONS 2
DETAIL I

DRAWN BY: MX
DATE: 03/14/08 CHECKED BY: TMH

TENG
TENG & ASSOCIATES, INC.
ENGINEERS/ARCHITECTS/PLANNERS
888 N MICHIGAN AVE CHICAGO, IL 60601
TELEPHONE 312614-6000

..\TTBOORHLD.DGN..\BXCOOSR2.DGN
3-13-2008, 12:09:46 T:\DOCUMENT\0932790\STRUCTURE\BXCOOSR2.DGN BORDHLLD
pen tables: N/A color tables: G:\STANDARD\TENG\DATA\COLORTABLE.TBL