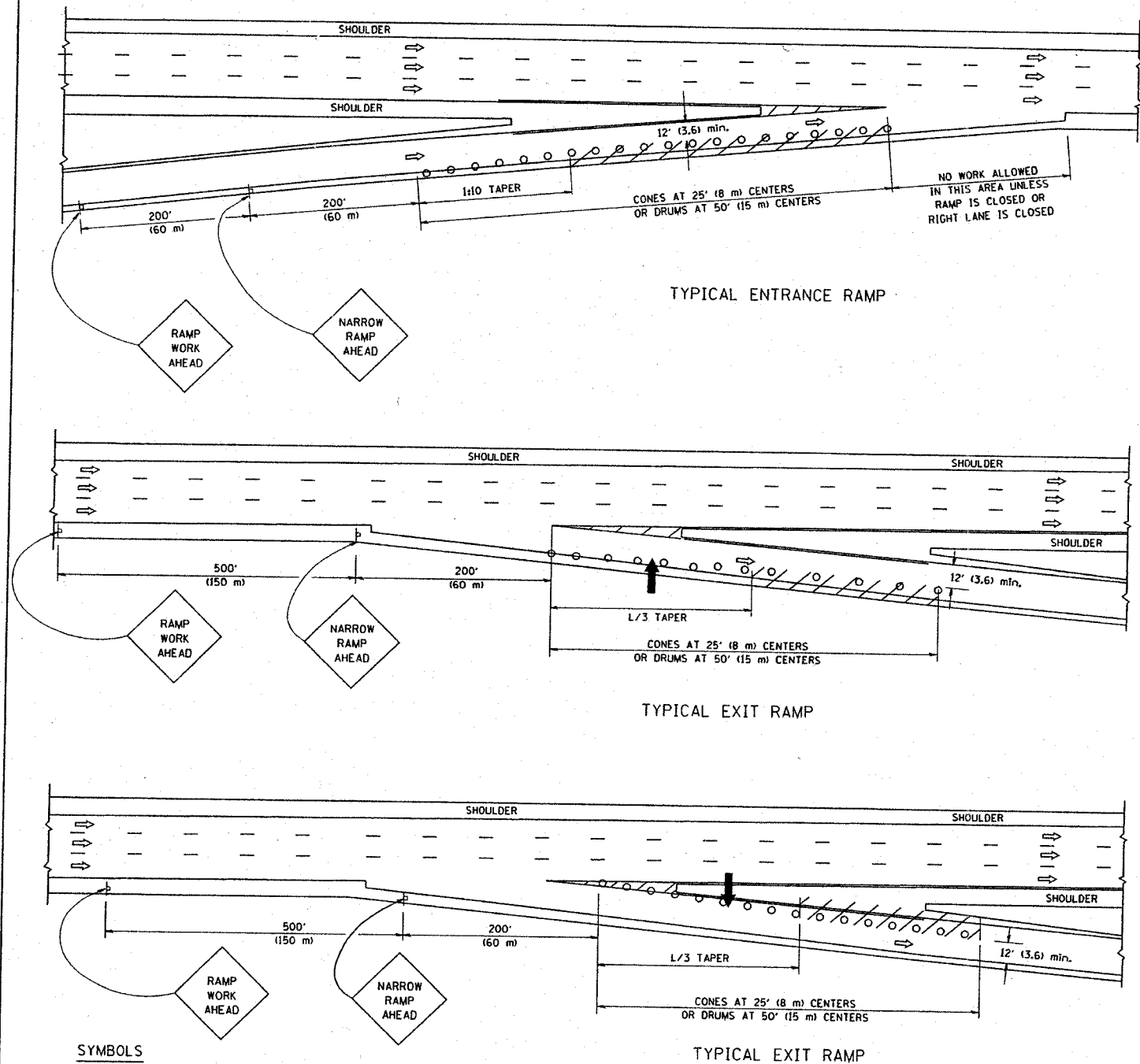


PARTIAL RAMP CLOSURE DETAILS



SYMBOLS

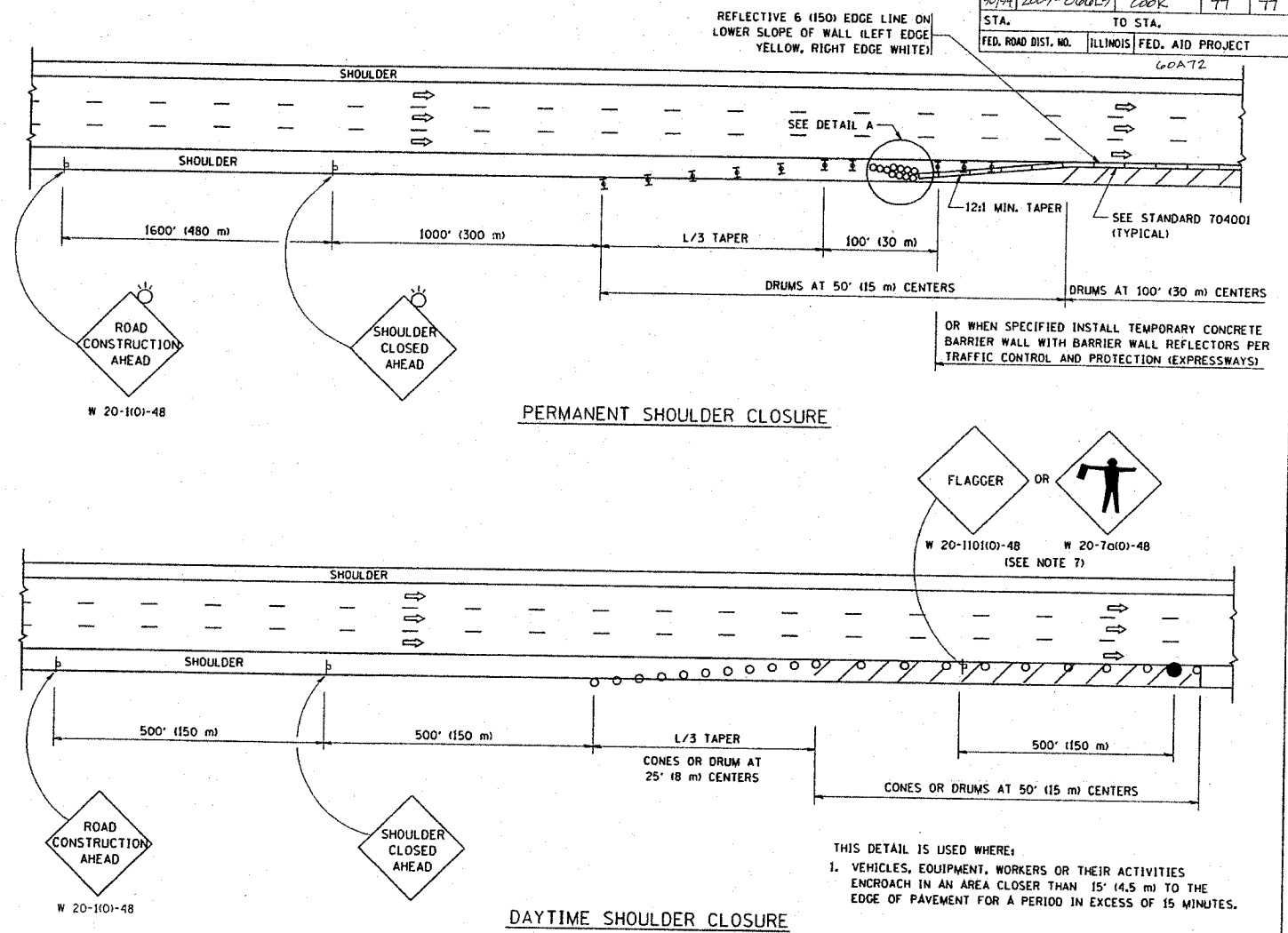
- ARROWBOARD
- WORK AREA
- SIGN ON PORTABLE OR PERMANENT SUPPORT
- FLAGGER WITH CONTROL SIGN
- TYPE II BARRICADE, DRUM OR VERTICAL BARRICADE WITH STEADY BURN MONO-DIRECTIONAL LIGHT
- CONE, DRUM OR BARRICADE

GENERAL NOTES

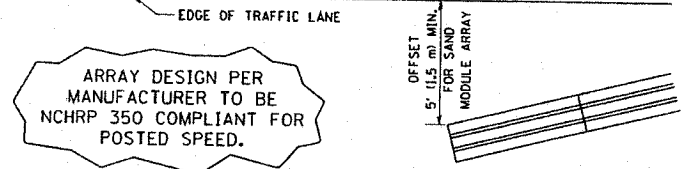
1. THE "L" DISTANCE EQUALS:  

SPEED LIMIT	FORMULAS
45 mph (80 km/h) OR GREATER:	METRIC: $L = 0.65(W)(S)$ ENGLISH: $L = (W)(S)$
	W = WIDTH OF OFFSET IN FEET (METERS)
	S = NORMAL POSTED SPEED MPH (KM/H)
2. PLASTIC DRUMS WITH HIGH PERFORMANCE REFLECTIVE SHEETING AND STEADY BURNING LIGHTS ARE REQUIRED FOR ALL NIGHTTIME CLOSURES.
3. ALL SIGNS SHALL BE POST MOUNTED IF THE CLOSURE TIME EXCEEDS FOUR DAYS.
4. FLASHING LIGHTS SHALL BE USED DURING THE HOURS OF DARKNESS AND SHALL BE INSTALLED ABOVE THE FIRST TWO SETS OF SIGNS.

SHOULDER CLOSURE DETAILS



CONTRACT NO.				
F.A. RTE.	SECTION	COUNTY	TOTAL SHEETS	SHEET NO.
90/94	2007-0066L5	COOK	77	77
STA.	TO STA.		FED. ROAD DIST. NO.	
	ILLINOIS		FED. AID PROJECT	
	60AT2			



DETAIL "A"  
IMPACT ATTENUATOR, TEMPORARY  
(SEE NOTE 5)

5. THE IMPACT ATTENUATOR, TEMPORARY IS NOT REQUIRED WHEN THE TEMPORARY CONCRETE BARRIER WALL IS PROTECTED BY OR IS TIED INTO THE EXISTING GUARDRAIL. IF OFFSET IS LESS THAN 5 FEET USE "TRAFFIC BARRIER TERMINAL, TYPE III, TEMPORARY" DEVICE TO MEET NCHRP350 FOR POSTED SPEED.
6. AUTHORIZATION FROM THE DISTRICT'S BUREAU OF TRAFFIC IS REQUIRED FOR ALL FREEWAY CLOSURES.
7. THE FLAGGER AND FLAGGER SIGN ARE REQUIRED AT THE ABOVE WORK SITES WHEN:
  - a. FOUR OR MORE WORK VEHICLES ENTER THE TRAFFIC LANES IN A ONE HOUR PERIOD.
  - b. THE WORK AVTIVITY REQUIRES FREQUENT ENCROACHMENT INTO THE LANE OPEN TO TRAFFIC.
 THE FLAGGER SHALL BE STATIONED APPROXIMATELY 100' (30 m) TO 200' (60 m) IN ADVANCE OF THE WORKERS.

ALL DIMENSIONS ARE IN INCHES (MILLIMETERS) UNLESS OTHERWISE SHOWN.

REVISIONS	
NAME	DATE
DWS	11/96
JAF	12/02
NCHRP 350	04/03
JAF	2/06
SPB	1/07

ILLINOIS DEPARTMENT OF TRANSPORTATION  
**TRAFFIC CONTROL DETAILS  
 FOR FREEWAY  
 SHOULDER CLOSURES  
 PARTIAL RAMP CLOSURES**  
 DESIGNED BY: DWS  
 DRAWN BY:  
 CHECKED BY:  
 SCALE: NONE

PLOT DATE = 3/7/2007  
 FILE NAME = K:\projects\94\9407\9407.dgn  
 PLOT NAME = 9407.dwg  
 USER NAME = dsworrel