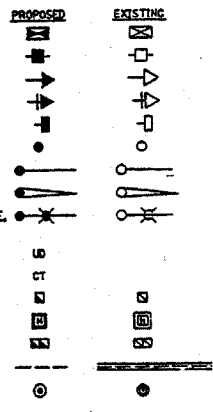


F.S. NO.	SECTION	COUNTY	TOTAL SHEETS	SHEET NO.
2721	2006-023RS	Cook	26	25
STA.		TO STA.		
FED. ROAD DIST NO. 7 ILLINOIS		FED. AID PROJECT		

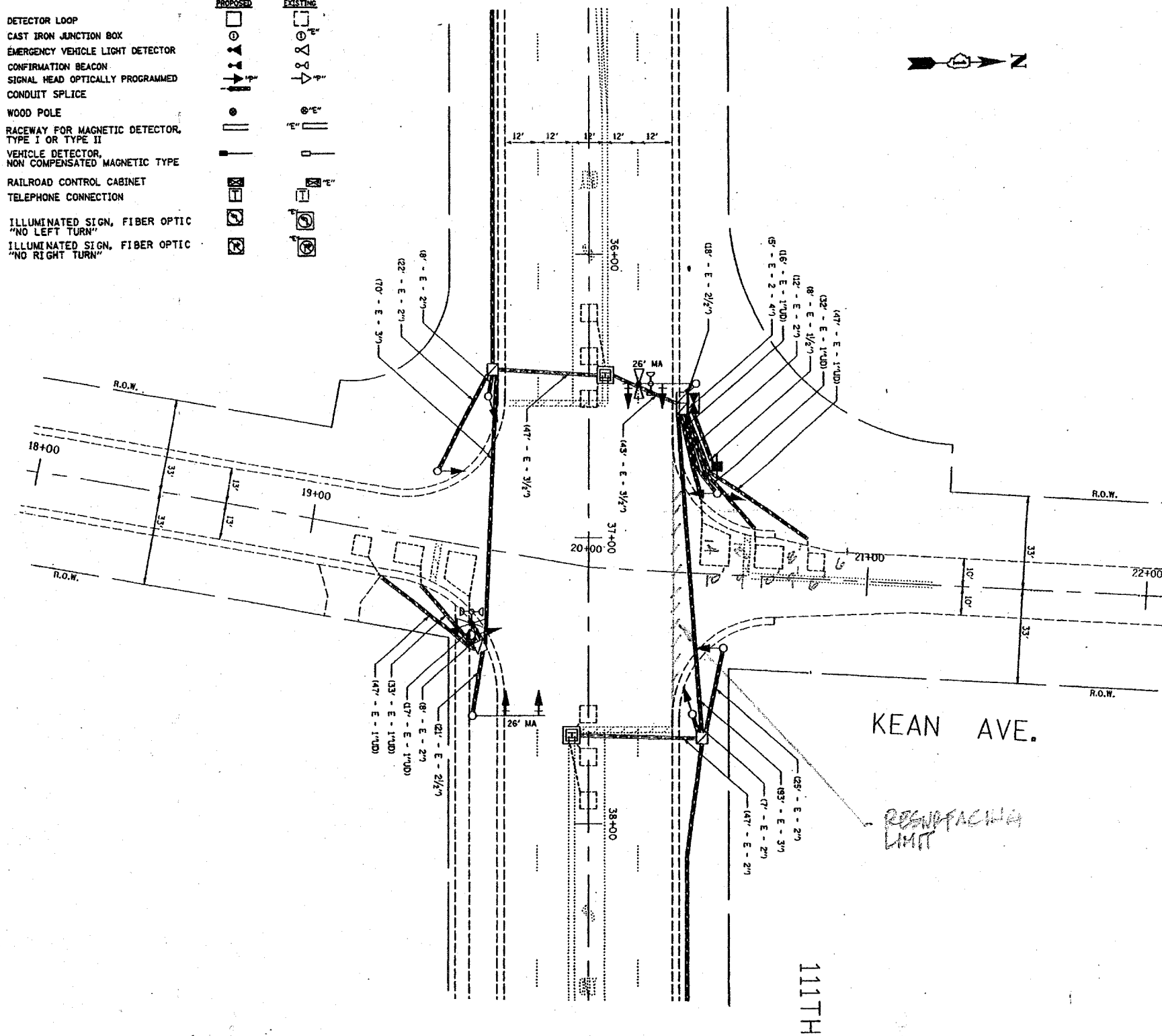
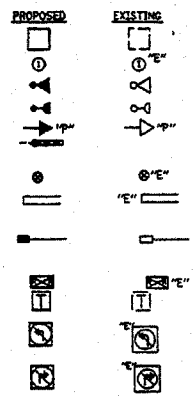
CONTRACT NO.: 60B58

TRAFFIC SIGNAL LEGEND

- CONTROLLER
- SERVICE INSTALLATION
- SIGNAL HEAD
- SIGNAL HEAD WITH BACKPLATE
- SIGNAL HEAD, PEDESTRIAN
- SIGNAL POST
- MAST ARM ASSEMBLY AND POLE, STEEL
- MAST ARM ASSEMBLY AND POLE, ALUMINUM
- COMBINATION MAST ARM ASSEMBLY AND POLE, STEEL WITH LUMINAIRE
- UNIT DUCT
- COMMON TRENCH
- HANDHOLE
- HEAVY DUTY HANDHOLE
- DOUBLE HANDHOLE
- G.S. CONDUIT IN TRENCH OR PUSHED
- PEDESTRIAN PUSHBUTTON DETECTOR



- DETECTOR LOOP
- CAST IRON JUNCTION BOX
- EMERGENCY VEHICLE LIGHT DETECTOR
- CONFIRMATION BEACON
- SIGNAL HEAD OPTICALLY PROGRAMMED
- CONDUIT SPLICE
- WOOD POLE
- RACEWAY FOR MAGNETIC DETECTOR, TYPE I OR TYPE II
- VEHICLE DETECTOR, NON COMPENSATED MAGNETIC TYPE
- RAILROAD CONTROL CABINET
- TELEPHONE CONNECTION
- ILLUMINATED SIGN, FIBER OPTIC "NO LEFT TURN"
- ILLUMINATED SIGN, FIBER OPTIC "NO RIGHT TURN"



REPLACE ALL DETECTOR LOOPS AS SHOWN
(WITHIN THE RESURFACING LIMITS)

CODE NO.	QUANTITY	UNIT	ITEM
86600600	116	Foot	Detector Loop Replacement

REVISIONS	
NAME	DATE

NOTE:
THIS PLAN IS FOR THE PURPOSE OF REPLACING THE DETECTOR LOOPS ONLY. ALL OTHER INFORMATION SHOWN IS NOT RELATED AND WILL BE DISREGARDED.

ILLINOIS DEPARTMENT OF TRANSPORTATION
DETECTOR LOOP REPLACEMENT
KEAN AVE. @ 111TH STREET
SCALE: NONE
DATE: APRIL 08
DRAWN BY: JHE
DESIGNED BY: JHE
CHECKED BY: DAD.