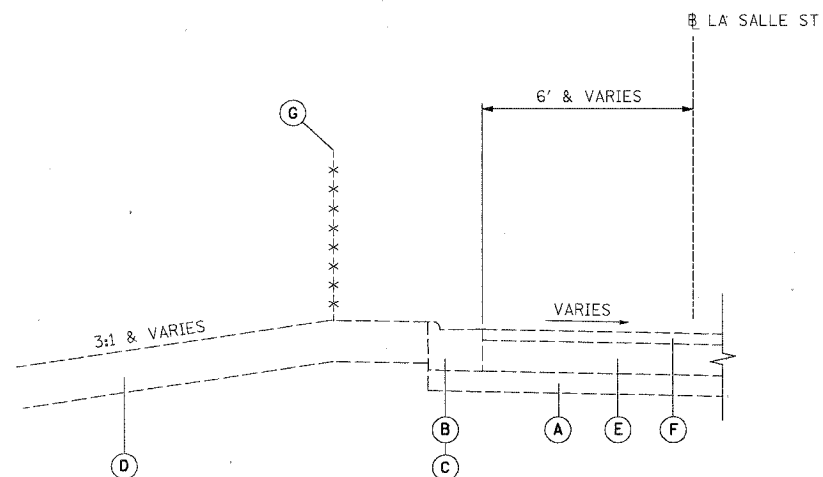
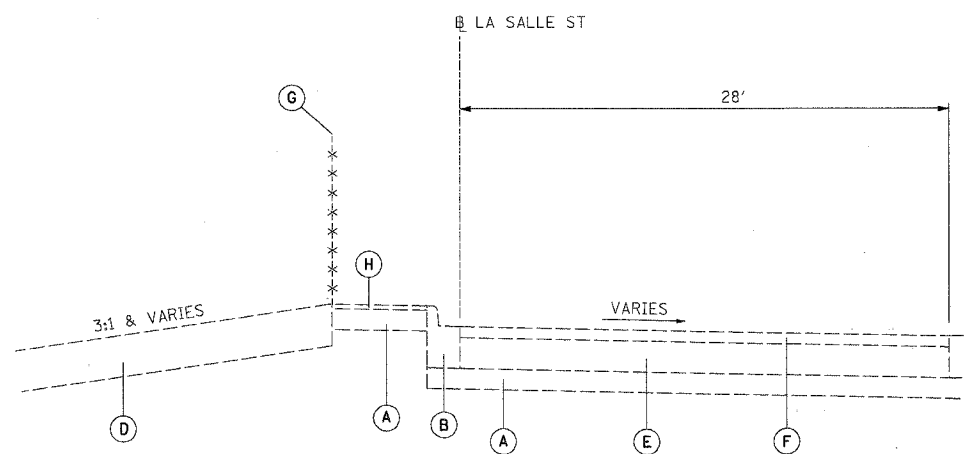


F.A.I.	SECTION	COUNTY	TOTAL SHEETS	SHEET NO.
94/90	*	COOK	27	4
STA.	TO STA.			
FED. ROAD DIST. NO.	ILLINOIS	FED. AID PROJECT		
62990				



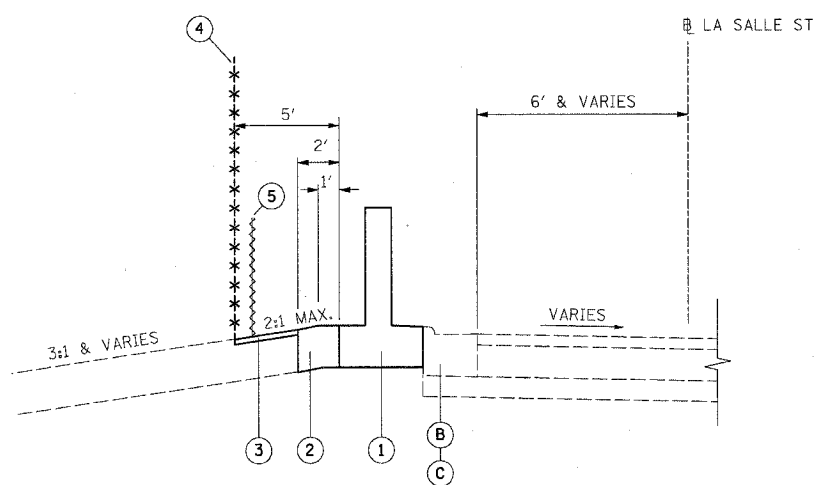
EXISTING TYPICAL SECTION
STA. 238+65.56 to 240+91



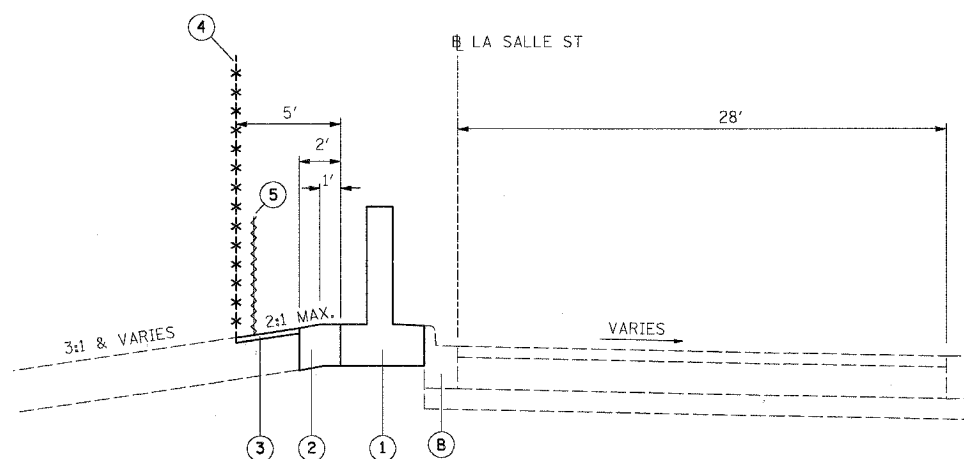
EXISTING TYPICAL SECTION
STA. 245+35.18 to 247+78

EXISTING LEGEND

- (A) GRANULAR MATERIAL, 6"
- (B) COMBINATION CONCRETE CURB AND GUTTER, TYPE B-6.12
- (C) COMBINATION CONCRETE CURB AND GUTTER, TYPE M-4.24
- (D) TOPSOIL, 12"
- (E) PORTLAND CEMENT CONCRETE PAVEMENT, 9"
- (F) BITUMINOUS CONCRETE, 3"
- (G) CHAIN LINK FENCE, 4'
- (H) BITUMINOUS MEDIAN SURFACE, 1/2"



PROPOSED TYPICAL SECTION
STA. 238+72 to 240+91



PROPOSED TYPICAL SECTION
STA. 245+35.18 to 247+78

PROPOSED LEGEND

- (1) FLUTED KNEE WALL
- (2) SEEDING, CLASS 4 (MODIFIED) / SEEDING, CLASS 5A (MODIFIED) / TOPSOIL FURNISH AND PLACE, 12" / EROSION CONTROL BLANKET
- (3) SEEDING, CLASS 4 (MODIFIED) / SEEDING CLASS 5A (MODIFIED) / EROSION CONTROL BLANKET
- (4) CHAIN LINK FENCE, 4' (SPECIAL)
- (5) SEDIMENT CONTROL, SILT FENCE (TO BE REMOVED AT PROJECT COMPLETION)

NOTES:

1. THICKNESS OF EXISTING PAVEMENT AND GRANULAR MATERIAL ARE TAKEN FROM RECORD DRAWING PLANS.
2. TYPICAL SECTIONS NEED TO BE VERIFIED WITH THE PLANS AS THEY ARE A REPRESENTATION OF THE PLANS. THEY DO NOT SHOW ALL CONFIGURATIONS, JUST THE MOST PREDOMINANT.

REVISIONS	
NAME	DATE

ILLINOIS DEPARTMENT OF TRANSPORTATION
F.A.I. 94/90 (DAN RYAN EXPRESSWAY)
NORTHBOUND KNEE WALLS (43RD ST TO ROOT ST)

TYPICAL SECTIONS

SCALE: NTS
DATE: 04/25/08
DRAWN BY: JDC
CHECKED BY: RS

BOWMAN, BARRETT & ASSOCIATES INC.
CONSULTING ENGINEERS
Chicago, Illinois
312.228.0100
www.bbainc.com

TYP-1

R:\660\9409\DWG\TYPICALS\SHEET'S\660_3100.DWG

5/4/2008 11:24/2008