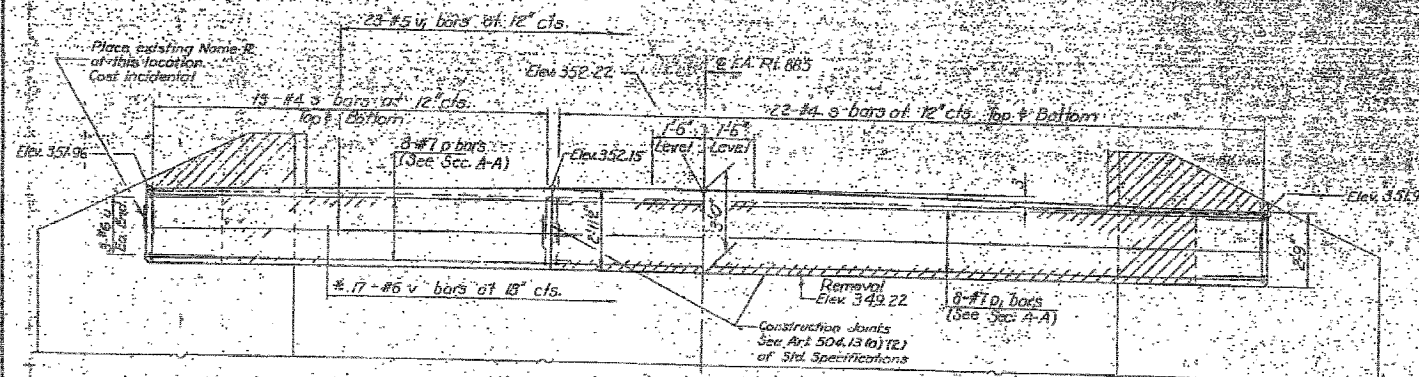


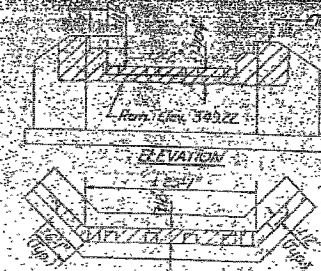
STATE OF ILLINOIS
DEPARTMENT OF TRANSPORTATION

CONTRACT NO. 78033
SHEET NO. 64

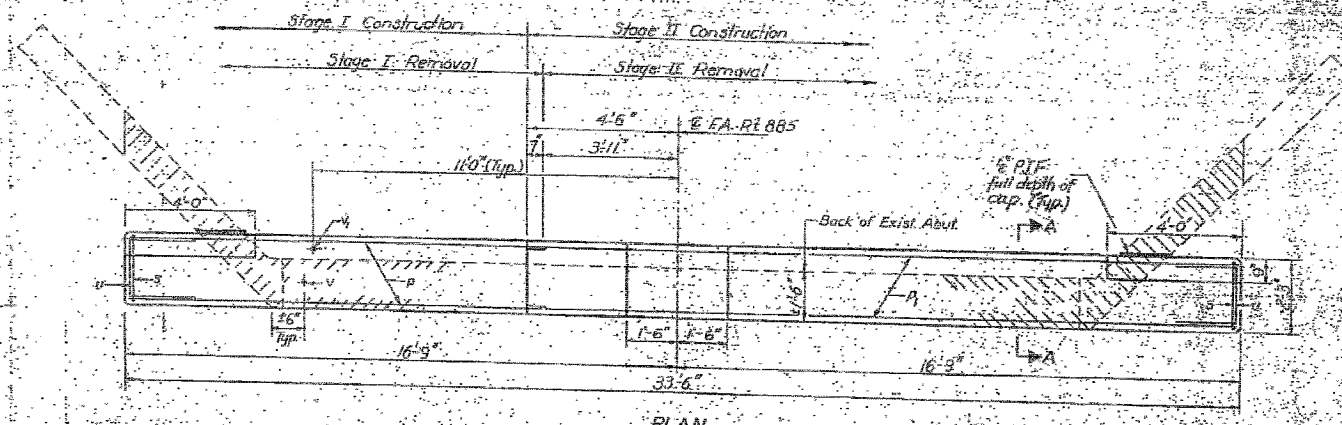


ELEVATION
(LOOKING WEST)

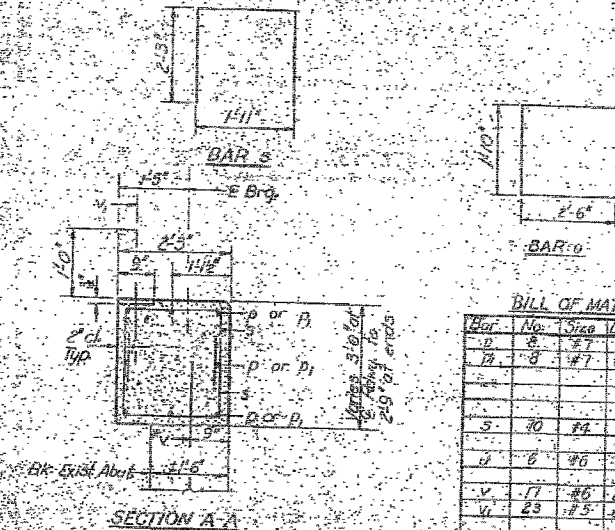
1. Drill 1" x 10" hole.
Epoxy grout bars.
See Special Provisions.



CONCRETE REMOVAL DETAILS



PLAN



SECTION A-A

BILL OF MATERIAL

Bar No.	Size	Length	Shape
5	#8	125'	
6	#8	110'	
7	#8	110'	
8	#6	61.5'	U
9	#6	61.5'	U
10	#6	64.0'	U
11	#6	72.5'	
12	#6	22.5'	
Class II Concrete		Cu. Yds.	8.0
Reinforcement Bars		Lbs.	1040
Concrete Removal		Cu. Yds.	6

DESIGNED M.C. R.D. A.E.
CHECKED C.T.C. R.B.
DRAWN R. Doki
CHECKED A.H. H.M. R.B.
August 25 1984
EXAMINED J. J. [Signature]
PASSED [Signature]
APPROVED [Signature]

NOTE:
Hatched area indicates Concrete Removal. Reinforcement extending into removed area shall be cleaned and incorporated into the new construction.
Space chamfers 1/4" max to miss dowel rods.
All edges shall have standard 45 degree chamfers unless noted.

WEST ABUTMENT
F.A. RT. 885 SEC. 111B-DR-2
POPE COUNTY
STA. 018K03.50



FOR INFORMATION ONLY

FILE NAME = #FILEL#	USER NAME = #USER#	DESIGNED - JHM	REVISED -	STATE OF ILLINOIS DEPARTMENT OF TRANSPORTATION	EXISTING STRUCTURE PLANS	F.A.P. RTE. 885	SECTION 111B-2	COUNTY POPE	TOTAL SHEETS 69	SHEET NO. 64			
						SCALE:	SHEET NO. OF SHEETS STA. TO STA.	CONTRACT NO. 78033					
										FED. ROAD DIST. NO. 7 ILLINOIS FED. AID PROJECT			