

STATE OF ILLINOIS  
DEPARTMENT OF TRANSPORTATION

ROUTE NO.	SECTION	COUNTY	SHEETS	SHEET NO.
FAP 873	107BR-1	FRANKLIN	73	22
FED. ROAD DIST. NO. 1	ILLINOIS	FED. AID PROJECT - 400		

SHEET NO. 11  
16 SHEETS

78034

**GENERAL NOTES**

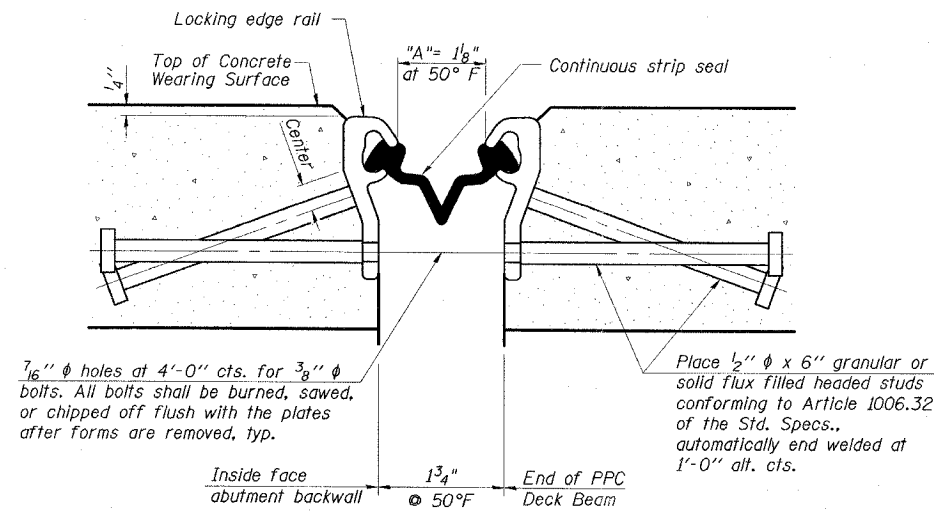
The strip seal shall be made continuous and shall have a minimum thickness of 1/4". The configuration of the strip seal shall match the configuration of the locking edge rails.

The height and thickness of the locking edge rails shown are minimum dimensions. The actual configuration of the locking edge rails and matching strip seal may vary from manufacturer to manufacturer. Flanged edge rails will not be allowed.

Locking edge rails may be spliced at slope discontinuities and stage construction joints.

The manufacturer's recommended installation methods shall be followed.

All steel components shall be galvanized after fabrication according to Article 520.03 of the Standard Specifications.

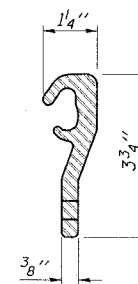


**SECTION THRU STRIP SEAL JOINT  
FOR OVERLAY OVER DECK BEAMS**

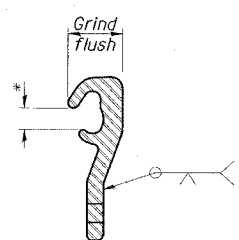
**BILL OF MATERIAL**

Item	Unit	Quantity
Preformed Joint Strip Seal	Foot	33

\* Omit weld at seal opening.



**LOCKING EDGE RAIL**



**LOCKING EDGE RAIL SPLICE**

**ESCA**  
CONSULTANTS, INC.

DESIGNED BY:	ELH	02/08
DRAWN BY:	HAS	02/08
CHECKED BY:	JMS	02/08
APPROVED BY:	RDP	02/08

**STRIP SEAL EXPANSION JOINT  
IL 149 OVER TILLEY CREEK  
FAP ROUTE 873 - SECTION 107BR-1  
FRANKLIN COUNTY  
STATION 1060+46.00  
STRUCTURE NO. 028-0040**