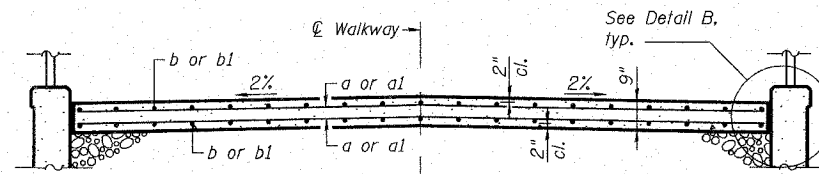
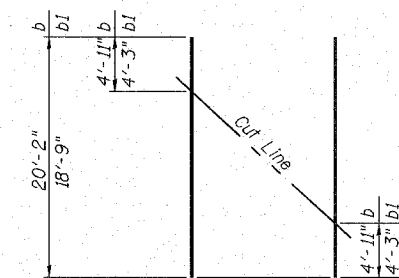


SIDEWALK CONNECTOR PLAN

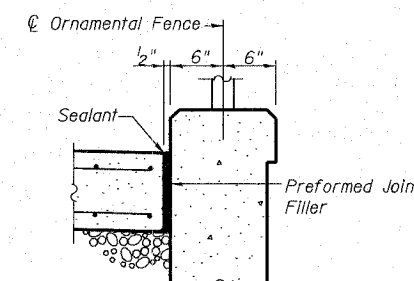


SECTION J-J

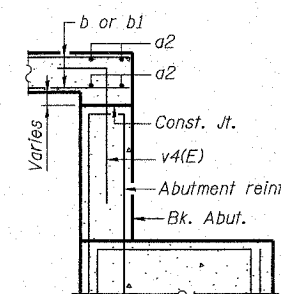


FIELD CUTTING DIAGRAM

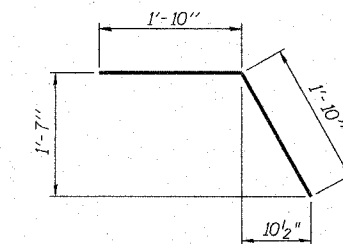
Order bars full length. Cut to fit as shown for top of slab and use remainder of bars in bottom of slab.



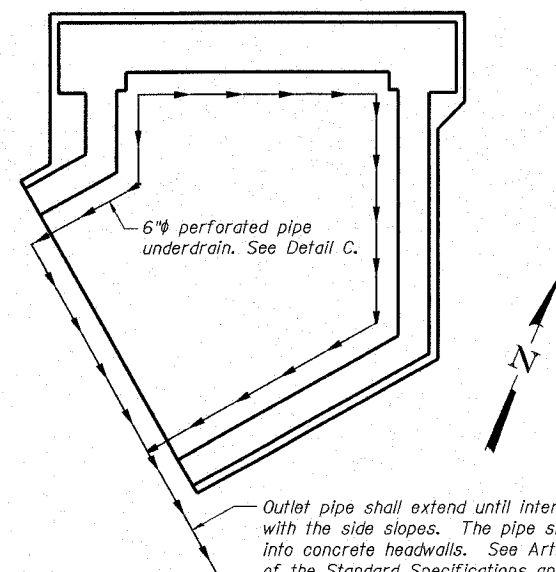
DETAIL B



SECTION K-K

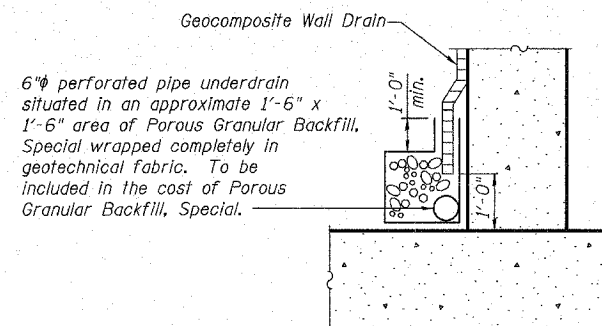


BAR b2



PIPE UNDERDRAIN LAYOUT

Outlet pipe shall extend until intersecting with the side slopes. The pipe shall drain into concrete headwalls. See Article 601.05 of the Standard Specifications and Highway Standard 601101. To be included in the cost of Porous Granular Backfill, Special.



DETAIL C

BILL OF MATERIAL

(For South Sidewalk Connector)
(For Information Only)

Bar	No.	Size	Length	Shape	
a	42	5	17'-4"	—	
a1	20	5	10'-3"	—	
a2	4	5	14'-8"	—	
b	18	5	20'-2"	—	
b1	18	5	18'-9"	—	
b2	36	5	3'-8"	—	
Reinforcement Bars				Pound	1,900

Notes:

- See Field Cutting Diagram.
- Bend or cut in field to fit.
- Cost of reinforcement bars for the connector pavement is included in Sidewalk Connector.

SOUTH ABUTMENT DETAILS
ALTON PEDESTRIAN WALKWAY OVER
UNION PACIFIC RAILROAD, NORFOLK
SOUTHERN RAILROAD AND US ROUTE 67
SECTION 06-00224-00-BR
MADISON COUNTY
STA. 2+42.54
STRUCTURE NO. 060-6111

NO.	DESCRIPTION

Export Business Center 1
100 Center Court, Suite 1
Columbia, IL 62204
Phone: 618-366-2200
Fax: 618-366-2200
www.datesassociates.com
e-mail: info@datesassociates.com

DATES ASSOCIATES
Consulting Engineers

ALTON, ILLINOIS
PEDESTRIAN OVERPASS AT LANGDON ST.

DWG. NO. S15	6111-XX-SOUTHABTSH13.DGN
REF. BK.	PG.
JOB NO.	26053
DSN. BY:	DGL
DWN. BY:	DGL
CHK. BY:	NEL
DATE:	3/28/08
SCALE:	
SHEET	35 OF 54