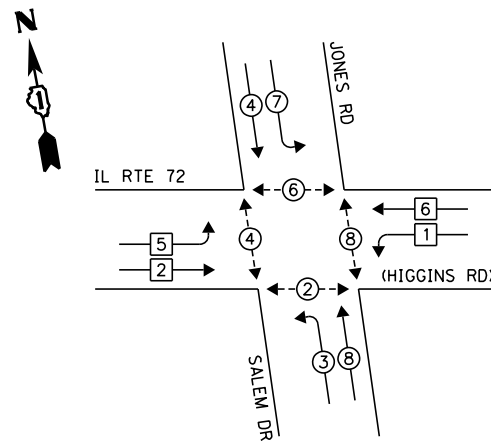


EXISTING CONTROLLER SEQUENCE



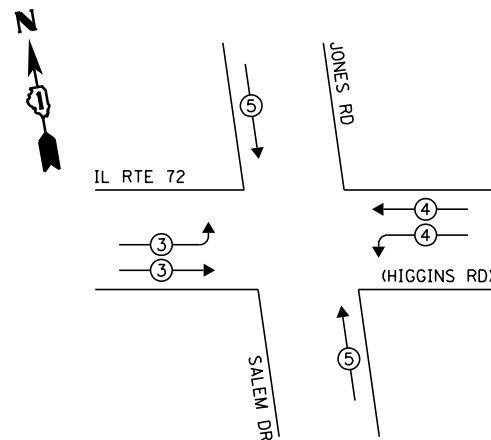
LEGEND:

- ◀◻▶ SINGLE ENTRY PHASE
- ◀◉▶ DUAL ENTRY PHASE
- ◀◉▶ PEDESTRIAN PHASE
- ◀◉▶ OVERLAP

NOTE:
 PUSH BUTTON "B" SHALL PLACE A CALL IN PHASES 4 AND 6
 PUSH BUTTON "D" SHALL PLACE A CALL IN PHASES 2 AND 8

EXISTING PHASE DESIGNATION DIAGRAM

EXISTING EMERGENCY VEHICLE PREEMPTION SEQUENCE



EXISTING EMERGENCY VEHICLE PREEMPTORS			
EMERGENCY VEHICLE PREEMPTOR	3	4	5
MOVEMENT	≡	≡	≡

I.D.O.T. TRAFFIC SIGNAL INSTALLATION ELECTRICAL SERVICE REQUIREMENTS					TOTAL WATTAGE
TYPE	NO. OF LAMPS	WATTAGE		% OPERATION	
SIGNAL (RED)	20	INCAND.	17	0.50	170.0
(YELLOW)	20		25	0.25	125.0
(GREEN)	20		15	0.25	75.0
ARROW	8		12	0.10	9.6
PED. SIGNAL	8		25	1.00	200.0
CONTROLLER	1		100	1.00	100.0
ILLUM. SIGN	-		25	0.05	-
VIDEO SYSTEM	-		150	1.00	-
FLASHER				0.50	
ENERGY COSTS TO:				TOTAL =	679.6

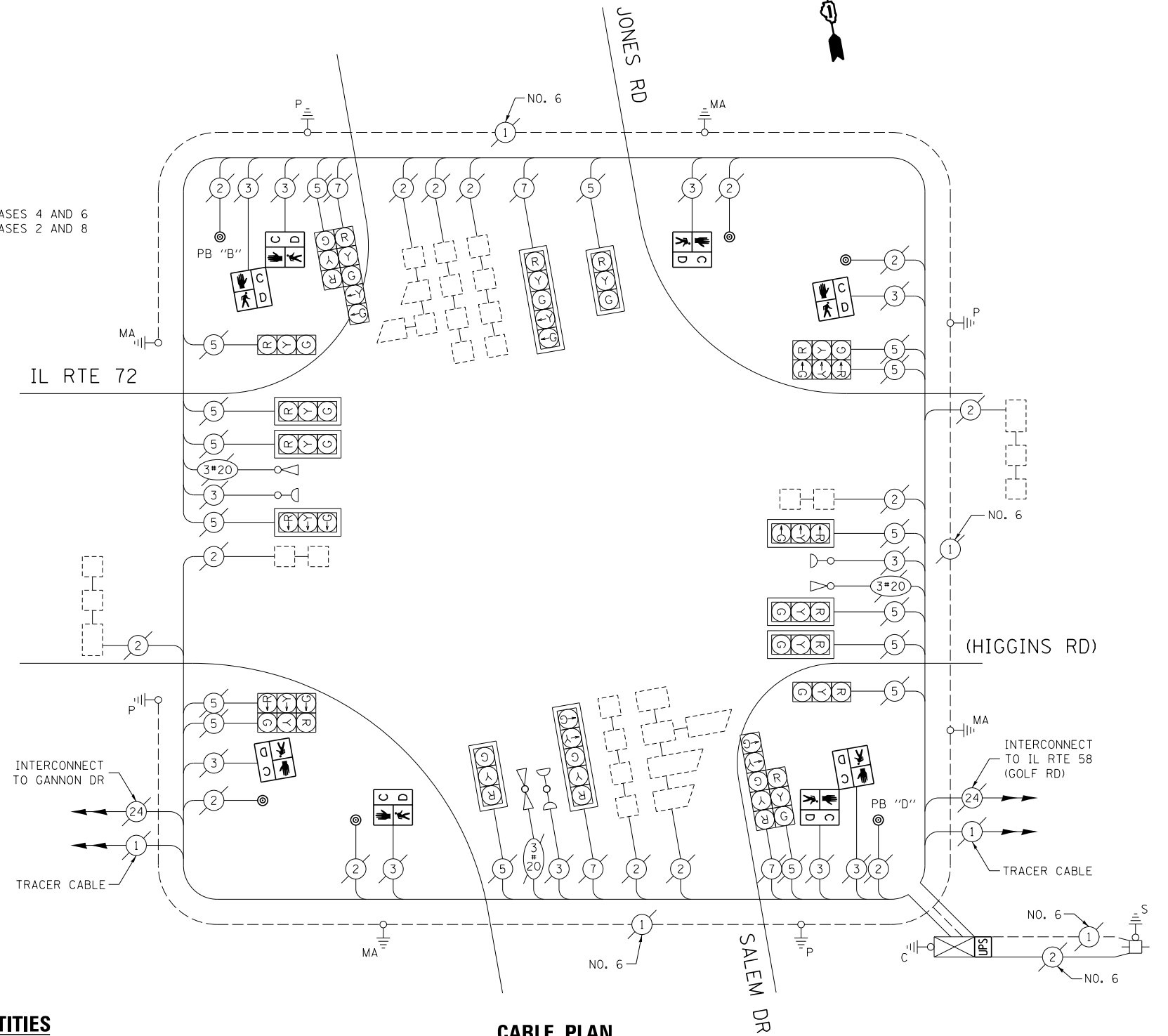
ILLINOIS DEPARTMENT OF TRANSPORTATION
 DIVISION OF HIGHWAY/DISTRICT 1
 201 WEST CENTER COURT/SCHAUMBURG, ILLINOIS 60196-1096
 ENERGY SUPPLY: CONTACT: DAVE SCHACHT
 PHONE: (630) 437-2129
 COMPANY: COMMONWEALTH EDISON

SCHEDULE OF QUANTITIES

ITEM DESCRIPTION	UNIT	TOTAL QTY.
MAINTENANCE OF EXISTING TRAFFIC SIGNAL INSTALLATION	EACH	1
PEDESTRIAN SIGNAL HEAD, LED, 1-FACE, BRACKET MOUNTED W/ COUNTDOWN TIMER	EACH	4
PEDESTRIAN SIGNAL HEAD, LED, 2-FACE, BRACKET MOUNTED W/ COUNTDOWN TIMER	EACH	2
MODIFY EXISTING CONTROLLER CABINET	EACH	1
REMOVE EXISTING TRAFFIC SIGNAL EQUIPMENT	EACH	1
UNINTERRUPTABLE POWER SUPPLY, SPECIAL	EACH	1
PEDESTRIAN PUSH-BUTTON, NON-LATCHING	EACH	6

CABLE PLAN

(NOT TO SCALE)



THE FOLLOWING ITEMS SHALL BE REMOVED BY THE CONTRACTOR AND SHALL BE DISPOSED OF BY THEM OUTSIDE THE RIGHT-OF-WAY AT THEIR EXPENSE. THE SALVAGE VALUE OF THE REMOVED EQUIPMENT SHALL BE REFLECTED IN THE CONTRACT BID PRICE.

- 8 EACH PEDESTRIAN SIGNAL HEAD
- 6 EACH PEDESTRIAN PUSH-BUTTON

FILE NAME =	USER NAME = poc1echal	DESIGNED - IP	REVISED -
es:\pw_work\p1dot\poc1echal\08381174\012314-sh-t-ts2.dgn		DRAWN - IP	REVISED -
Default	PLOT SCALE = 40.0000' / in.	CHECKED - AW / LP	REVISED -
	PLOT DATE = 5/16/2014	DATE - 5/15/2014	REVISED -

STATE OF ILLINOIS
 DEPARTMENT OF TRANSPORTATION

CABLE PLAN, PHASE DESIGNATION DIAGRAM, EMERGENCY VEHICLE PREEMPTION SEQUENCE, AND SCHEDULE OF QUANTITIES
 IL RTE 72 (HIGGINS RD) AT JONES RD /SALEM DR

SCALE: SHEET OF SHEETS STA. TO STA.

F.A. RTE.	SECTION	COUNTY	TOTAL SHEETS	SHEET NO.
--	2014-008T5	COOK	81	73
			CONTRACT NO. 60X83	
ILLINOIS FED. AID PROJECT				

TS 3255