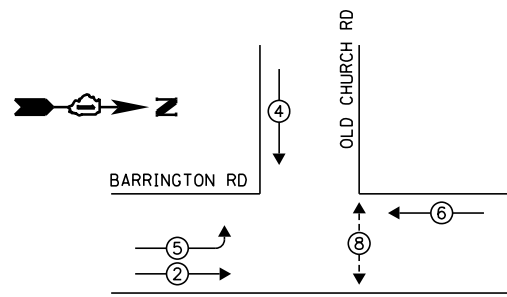


EXISTING CONTROLLER SEQUENCE



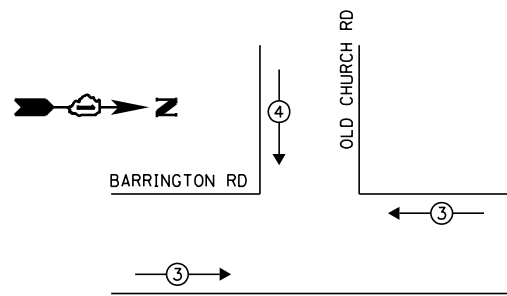
LEGEND:

- ◻ SINGLE ENTRY PHASE
- ◉ DUAL ENTRY PHASE
- ◉ PEDESTRIAN PHASE
- ◉ OL OVERLAP

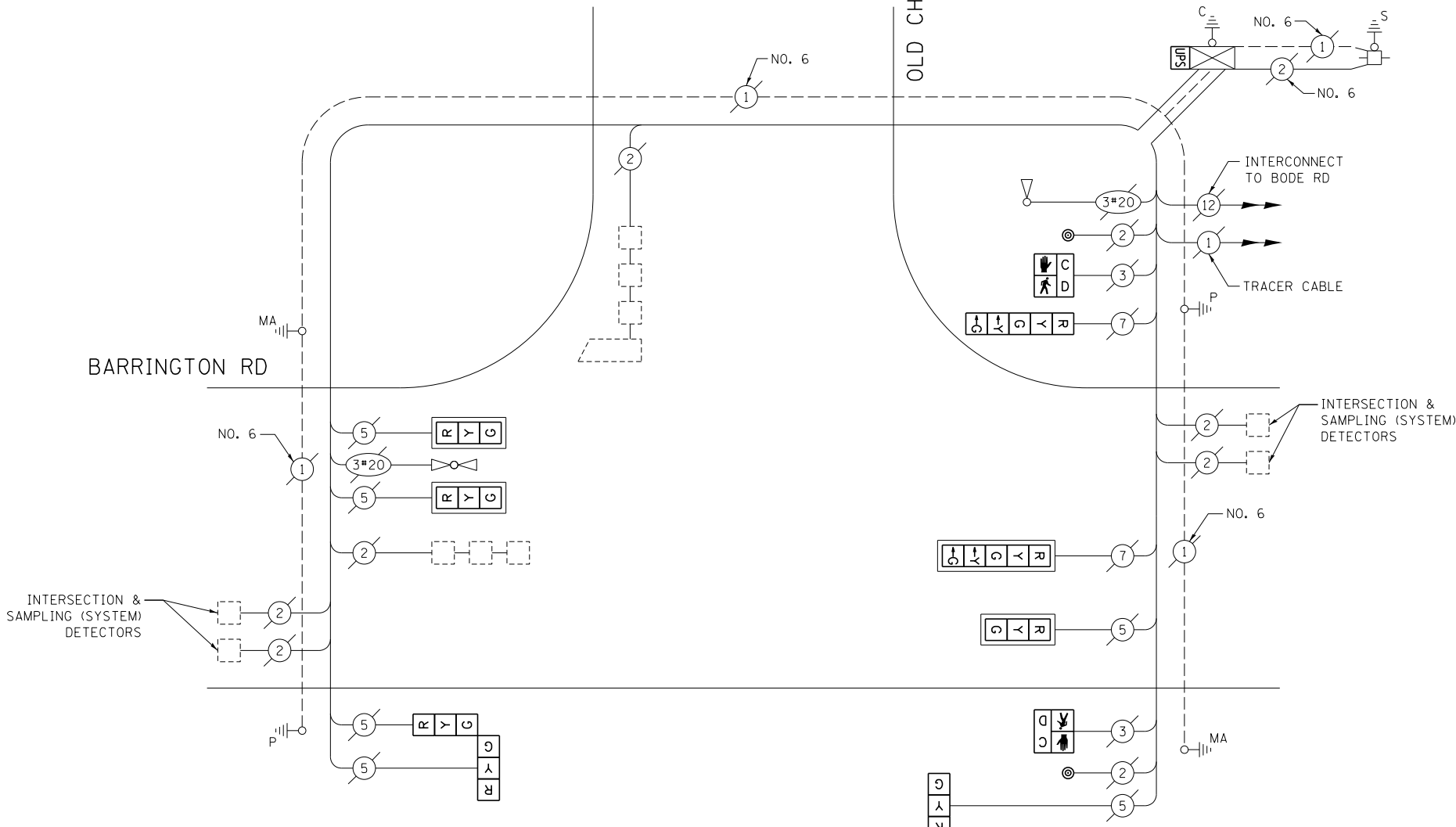
RETROFIT ALL EXISTING TRAFFIC SIGNAL HEADS TO L.E.D.

EXISTING PHASE DESIGNATION DIAGRAM

EXISTING EMERGENCY VEHICLE PREEMPTION SEQUENCE



EXISTING EMERGENCY VEHICLE PREEMPTORS		
EMERGENCY VEHICLE PREEMPTOR	3	4
MOVEMENT	—	



CABLE PLAN
(NOT TO SCALE)

SCHEDULE OF QUANTITIES

ITEM DESCRIPTION	UNIT	TOTAL QTY.
MAINTENANCE OF EXISTING TRAFFIC SIGNAL INSTALLATION	EACH	1
PEDESTRIAN SIGNAL HEAD, LED, 1-FACE, BRACKET MOUNTED W/ COUNTDOWN TIMER	EACH	2
PEDESTRIAN PUSH-BUTTON	EACH	2
MODIFY EXISTING CONTROLLER CABINET	EACH	1
REMOVE EXISTING TRAFFIC SIGNAL EQUIPMENT	EACH	1
UNINTERRUPTABLE POWER SUPPLY, SPECIAL	EACH	1
SIGNAL HEAD, LED, 1-FACE, 3-SECTION, BRACKET MOUNTED, RETROFIT	EACH	1
SIGNAL HEAD, LED, 1-FACE, 3-SECTION, MAST ARM MOUNTED, RETROFIT	EACH	3
SIGNAL HEAD, LED, 1-FACE, 5-SECTION, MAST ARM MOUNTED, RETROFIT	EACH	1
SIGNAL HEAD, LED, 2-FACE, 3-SECTION, BRACKET MOUNTED, RETROFIT	EACH	1
SIGNAL HEAD, LED, 1-FACE, 5-SECTION, BRACKET MOUNTED, RETROFIT	EACH	1

THE FOLLOWING ITEMS SHALL BE REMOVED BY THE CONTRACTOR AND SHALL BE DISPOSED OF BY THEM OUTSIDE THE RIGHT-OF-WAY AT THEIR EXPENSE. THE SALVAGE VALUE OF THE REMOVED EQUIPMENT SHALL BE REFLECTED IN THE CONTRACT BID PRICE.

- 2 EACH PEDESTRIAN SIGNAL HEAD
- 2 EACH PEDESTRIAN PUSH-BUTTON

I.D.O.T. TRAFFIC SIGNAL INSTALLATION ELECTRICAL SERVICE REQUIREMENTS					TOTAL WATTAGE
TYPE	NO. OF LAMPS	WATTAGE		% OPERATION	
SIGNAL (RED)	8	INCAND.	LED	0.50	68.0
(YELLOW)	8			0.25	50.0
(GREEN)	8			0.25	30.0
ARROW	4			0.10	4.8
PED. SIGNAL	2			1.00	50.0
CONTROLLER	1			1.00	100.0
ILLUM. SIGN	-			0.05	-
VIDEO SYSTEM	-			1.00	-
FLASHER				0.50	
ENERGY COSTS TO:					TOTAL = 302.8

VILLAGE OF STREAMWOOD
301 E. IRVING PARK RD
STREAMWOOD, IL 60107

ENERGY SUPPLY: CONTACT: JOE STACHO
PHONE: (630) 424-5704
COMPANY: COMMONWEALTH EDISON

FILE NAME =	USER NAME = pociechal	DESIGNED - IP	REVISED -
es:\pw\work\p\midot\pociechal\08381174\012314-sh-t-ts3.dgn		DRAWN - IP	REVISED -
Default	PLOT SCALE = 40.0000' / in.	CHECKED - AW / LP	REVISED -
	PLOT DATE = 5/16/2014	DATE - 5/15/2014	REVISED -

**STATE OF ILLINOIS
DEPARTMENT OF TRANSPORTATION**

**CABLE PLAN, PHASE DESIGNATION DIAGRAM, EMERGENCY VEHICLE PREEMPTION SEQUENCE, AND SCHEDULE OF QUANTITIES
BARRINGTON RD AT OLD CHURCH RD**

SCALE: SHEET OF SHEETS STA. TO STA.

F.A. RTE.	SECTION	COUNTY	TOTAL SHEETS	SHEET NO.
--	2014-008T5	COOK	81	77
CONTRACT NO. 60X83				
ILLINOIS FED. AID PROJECT				

TS 21130