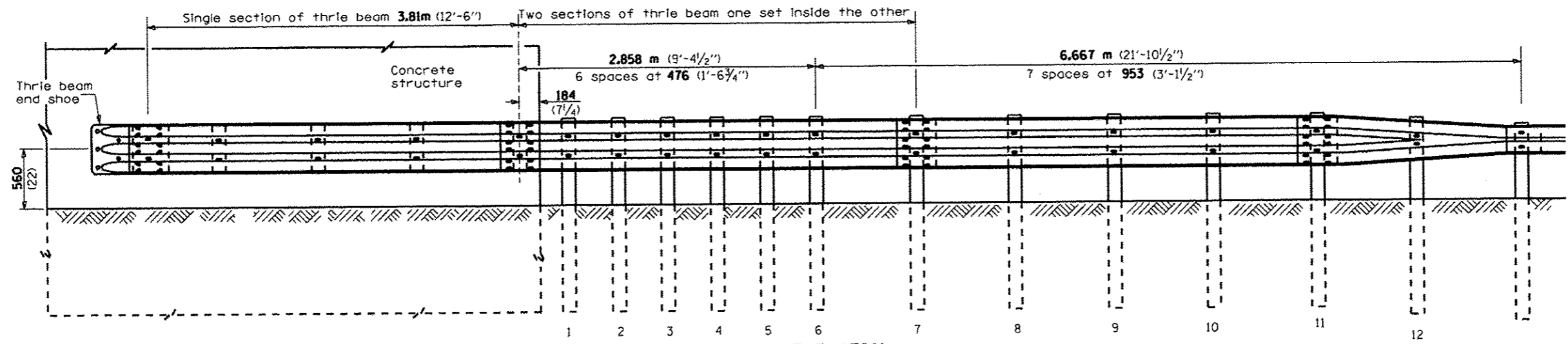


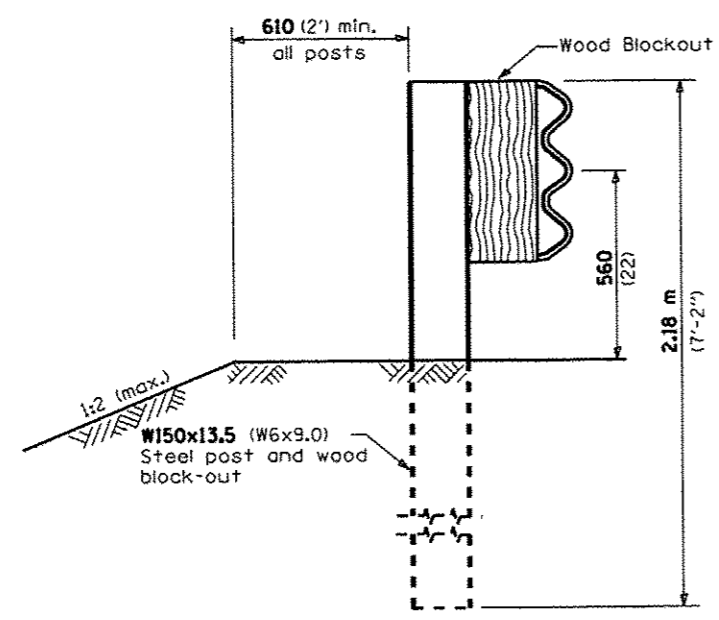
• With standard washers. After tightening, cut the anchor bolts flush with nuts, and damage the nut to prevent it from loosening.

Note: See wood block details A, B, C, & D

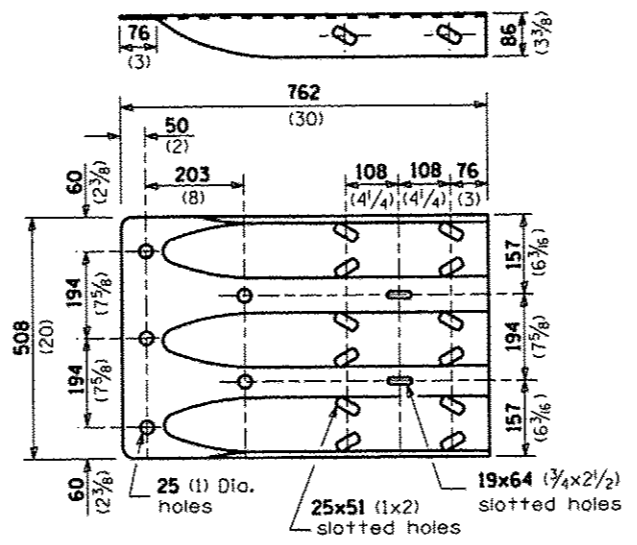
PLAN



ELEVATION



SECTION A-A



THRIE BEAM END SHOE DETAIL

GENERAL NOTES

See Standard 630001 for details of guardrail not shown.

Thrie beam rail shall be bolted to block-out at all posts.

All slope ratios are expressed as units of vertical displacement to units of horizontal displacement (V:H).

All dimensions are in millimeters (inches) unless otherwise shown.

FILE NAME * #FILE#	USER NAME * #USER#	DESIGNED -	REVISED -	STATE OF ILLINOIS DEPARTMENT OF TRANSPORTATION	PRE-MGS EFFECTIVE 4-1-06 TRAFFIC BARRIER TERMINAL, TYPE 6B STANDARD 631033-01	F.A. RTE. _____	SECTION _____	COUNTY _____	TOTAL SHEETS _____	SHEET NO. _____	
		DRAWN -	REVISED -		SCALE: _____	SHEET NO. _____ OF _____ SHEETS	STA. _____	TO STA. _____	YAB. _____	43	39
		CHECKED -	REVISED -							CONTRACT NO. 66015	
		DATE _____	REVISED _____						FED. ROAD DIST. NO. _____	ILLINOIS FED. AID PROJECT	