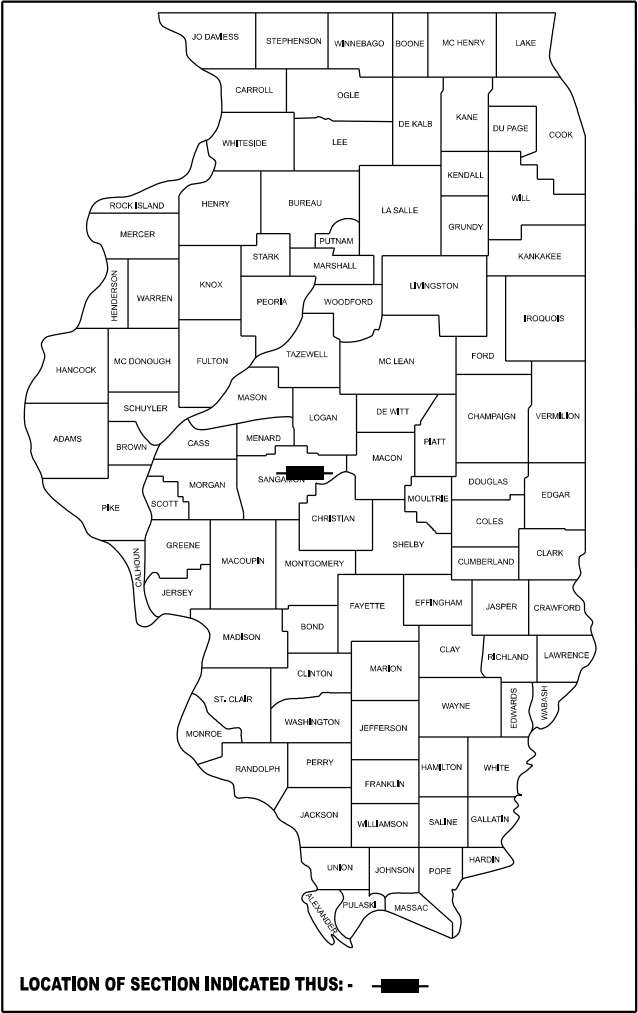


STATE OF ILLINOIS
DEPARTMENT OF TRANSPORTATION

| F.A.I. RTE. | SECTION | COUNTY | TOTAL SHEETS | SHEET NO. |
|-------------|-----------------|----------|--------------------|-----------|
| 72A | (84-10-1B-2)BJR | SANGAMON | 4 | 1 |
| | | ILLINOIS | CONTRACT NO. 72958 | |

D-96-043-25



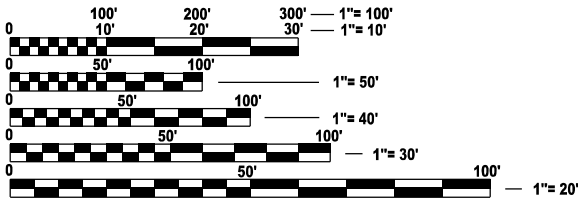
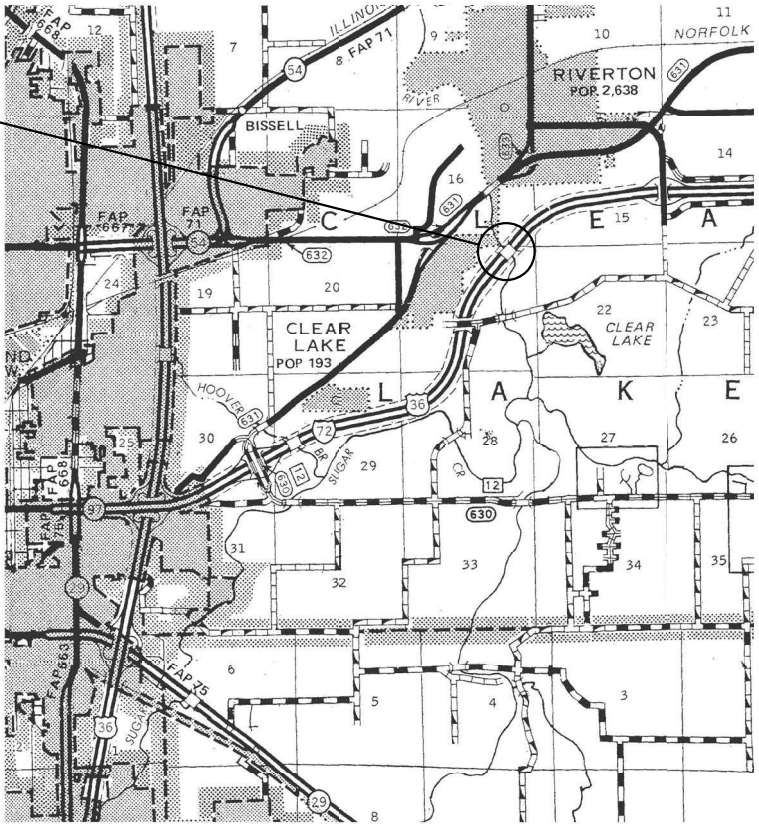
FOR INDEX OF SHEETS, SEE SHEET NO. 2

PROPOSED
HIGHWAY PLANS

FAI ROUTE 72A (I-72)
SECTION (84-10-1B-2)BJR
PROJECT (STATE ONLY)
BRIDGE JOINT REPAIRS
SANGAMON COUNTY
C-96-079-25



PROJECT LOCATION:
SN 084-0152 & 0153
I-72 OVER SANGAMON R.
3.5 MI E I-55



FULL SIZE PLANS HAVE BEEN PREPARED USING STANDARD
ENGINEERING SCALES. REDUCED SIZED PLANS WILL NOT
CONFORM TO STANDARD SCALES. IN MAKING MEASUREMENTS
ON REDUCED PLANS, THE ABOVE SCALES MAY BE USED.

J.U.L.I.E.
JOINT UTILITY LOCATION INFORMATION FOR EXCAVATION
1-800-892-0123
OR 811

PROJECT ENGINEER: BRANDON DUDLEY - (217) 785-9290
PROJECT MANAGER

CONTRACT NO. 72958

GROSS LENGTH = 819 FT. = 0.15 MILE
NET LENGTH = 819 FT. = 0.15 MILE

STATE OF ILLINOIS
DEPARTMENT OF TRANSPORTATION

SUBMITTED May 7th 2025
Lora Remy Cat REGIONAL ENGINEER
June 27th 2025
See Ed Etk ENGINEER OF DESIGN AND ENVIRONMENT
June 27th 2025
Y. H. H. 5 DIRECTOR OF HIGHWAYS PROJECT IMPLEMENTATION

PRINTED BY THE AUTHORITY
OF THE STATE OF ILLINOIS

INDEX OF SHEETS

- 1
- COVER SHEET
- 2
- INDEX, STANDARDS, GENERAL NOTES, & SIGNATURES
- 3
- SUMMARY OF QUANTITIES
- 4
- BRIDGE PLANS, SN 084-0152 & 0153

HIGHWAY STANDARDS

- 000001-08
- 001001-02
- 001006
- 701101-05
- 701106-02
- 701400-12
- 701401-13
- 701901-10

GENERAL NOTES:


STATE OF ILLINOIS
DEPARTMENT OF TRANSPORTATION
DIVISION OF HIGHWAYS
DISTRICT 6

EXAMINED

April 24,

20

25




ENGINEER OF OPERATIONS

EXAMINED

April 28,

20

25




ENGINEER OF PROJECT IMPLEMENTATION

EXAMINED

April 28,

20

25



ENGINEER OF PROGRAM DEVELOPMENT

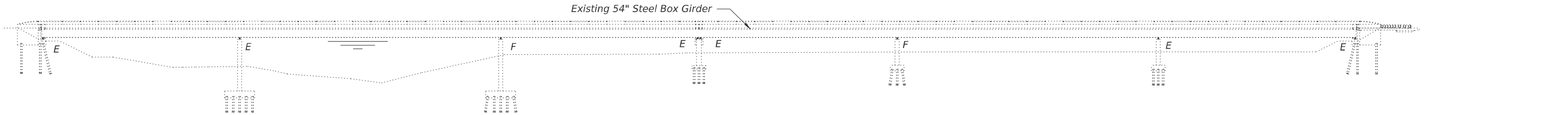
MODEL: index [Sheet]
FILE NAME: c:\p\work\pwt\tdudley\cml\1095376\72958 plansheet.dgn

| | | | | | | | | | | | | |
|--|----------------------------|------------|-----------|---|--|---------|------|--------------------|-----------------|----------|---------------------------|--------------|
| | USER NAME = brandon.dudley | DESIGNED - | REVISED - | STATE OF ILLINOIS DEPARTMENT OF TRANSPORTATION | INDEX OF SHEETS, HIGHWAY STANDARDS, GENERAL NOTES, & SIGNATURES | | | F.A.I RTE. | SECTION | COUNTY | TOTAL SHEETS | SHEET NO. |
| | | DRAWN - | REVISED - | | | | | 72A | (84-10-1B-2)BJR | SANGAMON | 4 | 2 |
| | | CHECKED - | REVISED - | | | | | CONTRACT NO. 72958 | | | | |
| | PLOT DATE = 5/6/2025 | DATE - | REVISED - | | SCALE: | SHEET 1 | OF 1 | SHEETS | STA. | TO STA. | ILLINOIS FED. AID PROJECT | |

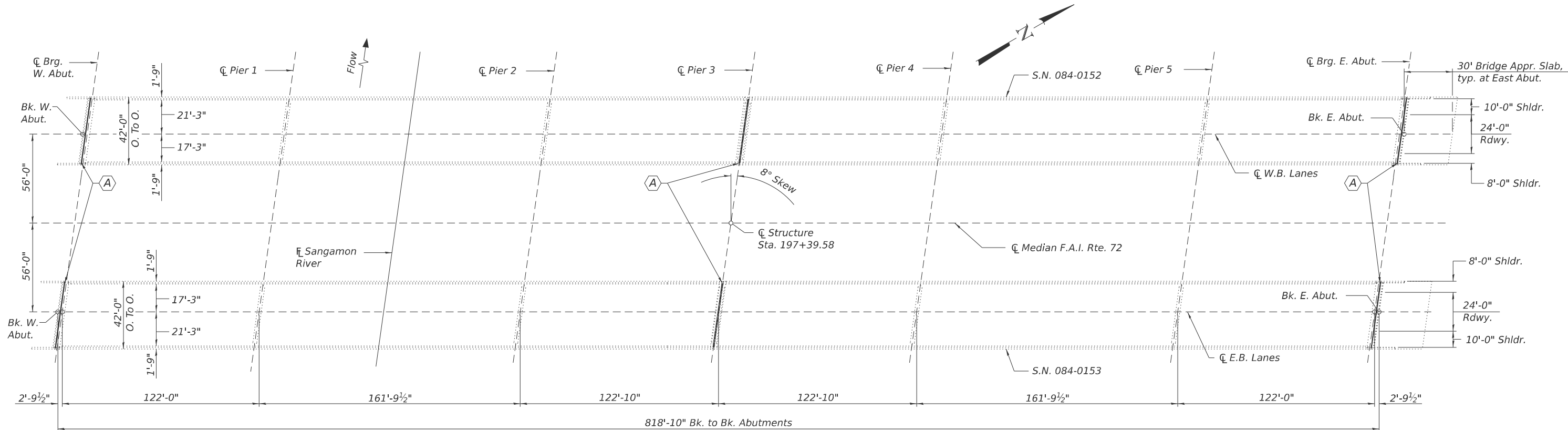
MODEL: SOQ [Sheet]
FILE NAME: c:\pw_work\pwidot\dudley\bm\dt1099376\72958 plansheet.dgn

[illegible]

| | | | | | | | | | | | | | | |
|------------|----------------------------|------------|-----------|---|-----------------------|--|---------|-------------|------|---------------|---------------------------|--------------------|-----------------|--------------|
| FILE NAME: | USER NAME = brandon.dudley | DESIGNED - | REVISED - | STATE OF ILLINOIS DEPARTMENT OF TRANSPORTATION | SUMMARY OF QUANTITIES | | | | | F.A.I RTE. | SECTION | COUNTY | TOTAL SHEETS | SHEET NO. |
| | | DRAWN - | REVISED - | | | | | | | 72A | (84-10-1B-2)BJR | SANGAMON | 4 | 3 |
| | | CHECKED - | REVISED - | | | | | | | | | | | |
| | PLOT DATE = 5/6/2025 | DATE - | REVISED - | | | | | | | | | | | |
| | | | | | SCALE: | | SHEET 1 | OF 1 SHEETS | STA. | TO STA. | | CONTRACT NO. 72958 | | |
| | | | | | | | | | | | ILLINOIS FED. AID PROJECT | | | |



ELEVATION



PLAN


A REMOVE AND REPLACE STRIP SEAL JOINT GLAND

GENERAL NOTES

Plan dimensions and details relative to the existing structure have been taken from existing plans and are subject to nominal construction variations. The Contractor shall field verify existing dimensions and details affecting new construction and make necessary approved adjustments prior to construction or ordering of materials. Such variations shall not be cause for additional compensation for a change in scope of the work, however, the Contractor will be paid for the quantity actually furnished at the unit price bid for the work.

The existing joint manufacturer is recorded as D.S. Brown. The contractor shall verify the type of existing locking edge rails prior to ordering material.

Joint openings at 50°F per existing plans are 2-1/4" at abutments and 2" at pier 3.



EXPIRES 11-30-2026

Jayme F. Schiff

TOTAL BILL OF MATERIAL

| ITEM | UNIT | QUANTITY |
|------------------------------|------|----------|
| Strip Seal Gland Replacement | Foot | 248 |
| | | |
| | | |

MODEL: bridge [Sheet]
FILE NAME: c:\p\work\jw\tdudley\cml\109376\72958 plansheet.dgn

| | | |
|----------------------------|---------------------------|-----------|
| USER NAME = brandon.dudley | DESIGNED - BRANDON DUDLEY | REVISED - |
| | DRAWN - BRANDON DUDLEY | REVISED - |
| | CHECKED - | REVISED - |
| PLOT DATE = 5/6/2025 | DATE - | REVISED - |

STATE OF ILLINOIS
DEPARTMENT OF TRANSPORTATION

BRIDGE PLAN & ELEVATION
SN 084-0152 & 0153

SCALE: SHEET 1 OF 1 SHEETS STA. TO STA.

| F.A.I. RTE. | SECTION | COUNTY | TOTAL SHEETS | SHEET NO. |
|---------------------------|-----------------|----------|--------------|-----------|
| 72A | (84-10-1B-2)BJR | SANGAMON | 4 | 4 |
| CONTRACT NO. 72958 | | | | |
| ILLINOIS FED. AID PROJECT | | | | |