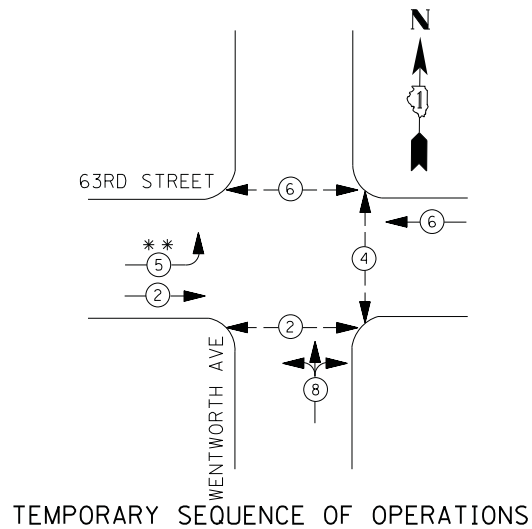
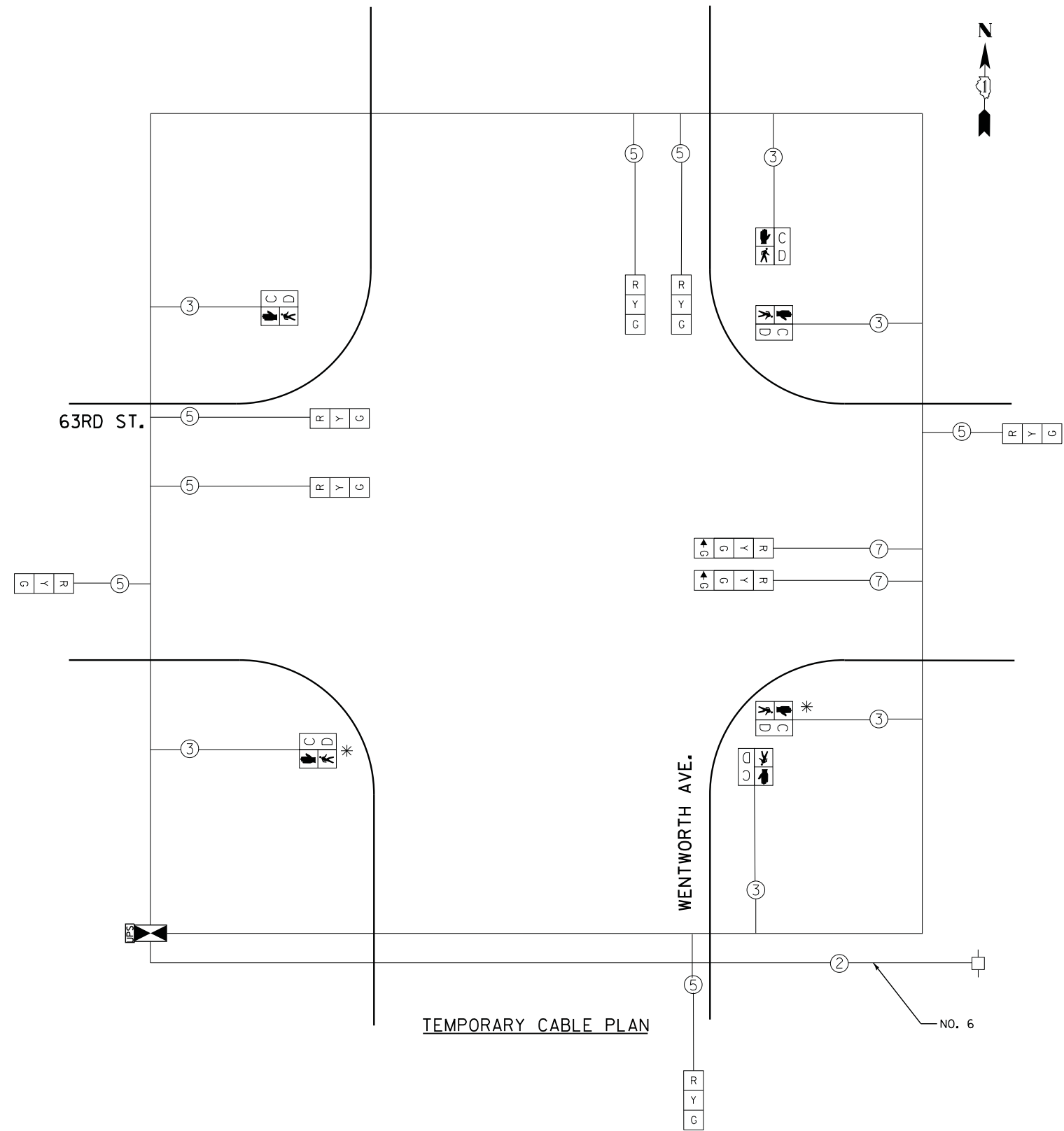
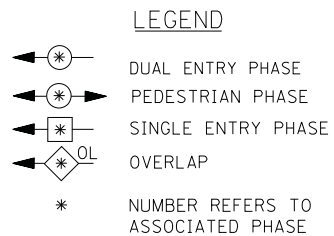


NOTES FOR TEMPORARY TRAFFIC SIGNALS

- 1) ALL CONTROL EQUIPMENT INCLUDING EMERGENCY PRE-EMPTION AND COMMUNICATION DEVICES FOR THE TEMPORARY TRAFFIC SIGNAL(S) SHALL BE FURNISHED BY THE CONTRACTOR.
- 2) ALL TRAFFIC SIGNAL SECTIONS AND PEDESTRIAN SIGNAL SECTIONS SHALL BE LED AND 12" (300mm) DIAMETER. HEADS SHALL BE PLACED AS INDICATED ON THE TEMPORARY TRAFFIC SIGNAL PLAN OR AS DIRECTED BY THE ENGINEER. PEDESTRIAN SIGNALS SHALL INCLUDE SOLID INTERNATIONAL SYMBOLS. PEDESTRIAN SIGNALS WITH COUNTDOWN TIMERS SHALL BE USED WHEN THE EXISTING INSTALLATION UTILIZES COUNTDOWN TYPE OR AS DIRECTED BY THE ENGINEER. COUNTDOWN TYPE PEDESTRIAN SIGNALS ARE NOT TO BE INSTALLED AT RAILROAD INTERSECTIONS. THE CONTRACTOR SHALL FURNISH ENOUGH CABLE SLACK TO RELOCATE HEADS TO ANY POSITION ON THE SPAN WIRE OR AT LOCATIONS ILLUSTRATED ON THE PLANS FOR CONSTRUCTION STAGING. THE TEMPORARY TRAFFIC SIGNAL SHALL REMAIN IN OPERATION DURING ALL SIGNAL HEAD RELOCATIONS. EACH TEMPORARY TRAFFIC SIGNAL HEAD SHALL HAVE ITS OWN CABLE FROM THE CONTROLLER CABINET TO THE SIGNAL HEAD.
- 3) ALL EXISTING STREET NAME AND INTERSECTION REGULATORY SIGNS SHALL BE REMOVED FROM EXISTING POLES. RELOCATED AND SECURELY FASTENED TO THE SIGNAL SPAN WIRE OR WOOD POLE AS DIRECTED BY THE ENGINEER.
- 4) THE TEMPORARY TRAFFIC SIGNAL SHALL HAVE THE SIGNAL HEAD DISPLAYS, SIGNAL HEAD PLACEMENTS AND CONTROLLER PHASING MATCH THE EXISTING TRAFFIC SIGNAL, AT THE TIME OF THE TURN ON, IF NO TRAFFIC STAGING IS IN PLACE OR WILL NOT BE STAGED ON THE DAY OF THE TURN ON.



** LAGGING LEFT TURN ARROW



* SIGNAL HEAD TO BE BAGGED DURING MOT STAGES 1 AND 1A.

| | | | | | | | | | | | |
|---|--------------------|-------------------|-----------|---|--|---------------------------|----------------|-------------|------------------|--------------|--|
| FILE NAME = | USER NAME = *USER* | DESIGNED - KMM | REVISED - | STATE OF ILLINOIS DEPARTMENT OF TRANSPORTATION | TEMPORARY CABLE PLAN 63RD STREET & WENTWORTH AVE. | F.A.I. RTE. 94 | SECTION 1920-B | COUNTY COOK | TOTAL SHEETS 137 | SHEET NO. 30 | |
| K:\Projects\11047\Design\CAD\Sheet Files\3tempcabWent.dgn | | DRAWN - LV | REVISED - | | | CONTRACT NO. 60J15 | | | | | |
| PLOT SCALE = *SCALE* | | CHECKED - JDH | REVISED - | | | ILLINOIS FED. AID PROJECT | | | | | |
| PLOT DATE = 5/15/2013 | | DATE - 02-22-2012 | REVISED - | | | | | | | | |