

**NOTES:**

1. FOR TEMPORARY TRAFFIC SIGNAL NOTES, SEE SHEET TS-16.

ALL TEMPORARY SIGNAL EQUIPMENT INSTALLED AT THIS INTERSECTION SHALL BE NEW AND SHALL BECOME THE PROPERTY OF THE STATE OF ILLINOIS UPON COMPLETION OF THIS CONTRACT AND ACCEPTANCE OF THE INSTALLATION BY THE STATE.

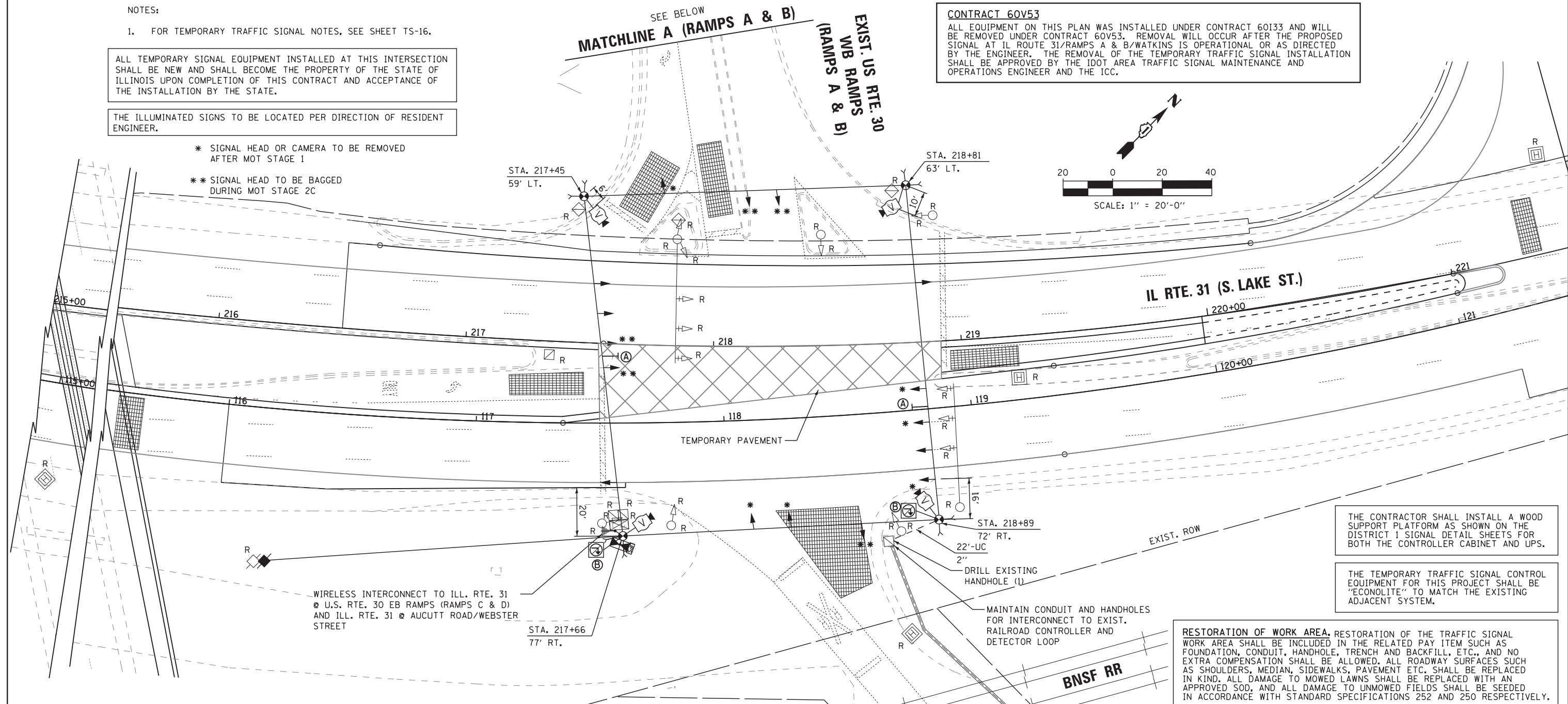
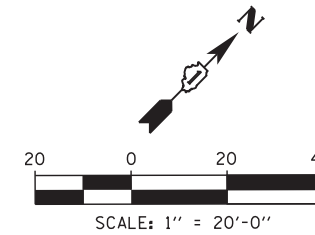
THE ILLUMINATED SIGNS TO BE LOCATED PER DIRECTION OF RESIDENT ENGINEER.

\* SIGNAL HEAD OR CAMERA TO BE REMOVED AFTER MOT STAGE 1

\*\* SIGNAL HEAD TO BE BAGGED DURING MOT STAGE 2C

**CONTRACT 60V53**

ALL EQUIPMENT ON THIS PLAN WAS INSTALLED UNDER CONTRACT 60133 AND WILL BE REMOVED UNDER CONTRACT 60V53. REMOVAL WILL OCCUR AFTER THE PROPOSED SIGNAL AT IL ROUTE 31/RAMPS A & B/WATKINS IS OPERATIONAL OR AS DIRECTED BY THE ENGINEER. THE REMOVAL OF THE TEMPORARY TRAFFIC SIGNAL INSTALLATION SHALL BE APPROVED BY THE IDOT AREA TRAFFIC SIGNAL MAINTENANCE AND OPERATIONS ENGINEER AND THE ICC.



THE CONTRACTOR SHALL INSTALL A WOOD SUPPORT PLATFORM AS SHOWN ON THE DISTRICT 1 SIGNAL DETAIL SHEETS FOR BOTH THE CONTROLLER CABINET AND UPS.

THE TEMPORARY TRAFFIC SIGNAL CONTROL EQUIPMENT FOR THIS PROJECT SHALL BE "ECONOLITE" TO MATCH THE EXISTING ADJACENT SYSTEM.

RESTORATION OF WORK AREA. RESTORATION OF THE TRAFFIC SIGNAL WORK AREA SHALL BE INCLUDED IN THE RELATED PAY ITEM SUCH AS FOUNDATION, CONDUIT, HANDHOLE, TRENCH AND BACKFILL, ETC., AND NO EXTRA COMPENSATION SHALL BE ALLOWED. ALL ROADWAY SURFACES SUCH AS SHOULDERS, MEDIAN, SIDEWALKS, PAVEMENT ETC. SHALL BE REPLACED IN KIND. ALL DAMAGE TO MOWED LAWNS SHALL BE REPLACED WITH AN APPROVED SOD, AND ALL DAMAGE TO UNMOWED FIELDS SHALL BE SEEDED IN ACCORDANCE WITH STANDARD SPECIFICATIONS 252 AND 250 RESPECTIVELY.

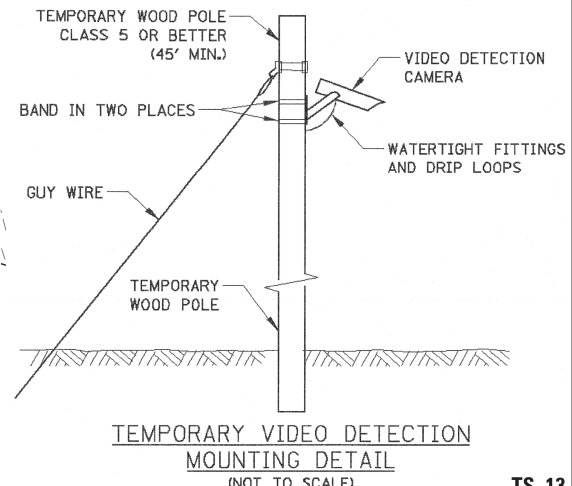
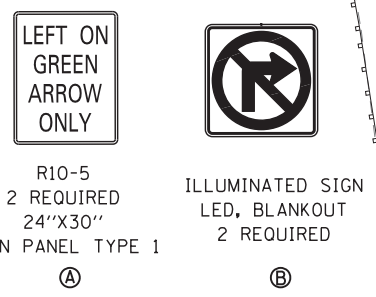
**CONTRACT 60V53**  
**REMOVAL OF EXISTING TRAFFIC SIGNAL EQUIPMENT**

THE FOLLOWING EXISTING TRAFFIC SIGNAL EQUIPMENT SHALL BE REMOVED BY THE CONTRACTOR, SHALL REMAIN THE PROPERTY OF THE STATE AND SHALL BE DELIVERED BY THE CONTRACTOR TO THE STATE'S TRAFFIC SIGNAL MAINTENANCE CONTRACTOR'S MAIN FACILITY AS PER THE TRAFFIC SIGNAL SPECIFICATIONS.

1	EACH	VIDEO DETECTION CAMERA SYSTEM COMPLETE
1	EACH	CONTROLLER AND CABINET COMPLETE
1	EACH	UPS CABINET COMPLETE

THE FOLLOWING ITEMS SHALL BE REMOVED BY THE CONTRACTOR AND SHALL BE DISPOSED OF BY THEM OUTSIDE THE RIGHT-OF-WAY AT THEIR EXPENSE. THE SALVAGE VALUE OF THE REMOVED EQUIPMENT SHALL BE REFLECTED IN THE CONTRACT BID PRICE.

9	EACH	SIGNAL HEAD, 1 - FACE, 3 - SECTION
2	EACH	SIGNAL HEAD, 1 - FACE, 4 - SECTION
4	EACH	WOOD POLE
1	EACH	SERVICE INSTALLATION
2	EACH	LED BLANKOUT SIGNS



FILE NAME =	USER NAME = \$USER\$	DESIGNED - KMM	REVISED -	<b>STATE OF ILLINOIS DEPARTMENT OF TRANSPORTATION</b>				<b>TEMPORARY TRAFFIC SIGNAL INSTALLATION &amp; REMOVE EXISTING TRAFFIC SIGNAL EQUIPMENT PLAN U.S. ROUTE 30 WB RAMPS (RAMPS A / B / CASE ST) AT IL ROUTE 31</b>				F.A. RTE.	SECTION	COUNTY	TOTAL SHEETS	SHEET NO.
K:\Projects\090064\Design\Sheet Files\DI0154RWAtempWRL.dgn		DRAWN - LV	REVISED -									349	(10 & 11 VB) R-3	KANE AND KENDALL	92	61
PLOT SCALE = \$SCALE\$		CHECKED - JDH	REVISED -	SCALE: 1"=20'				SHEET NO. 1 OF 2 SHEETS				STA.	TO STA.	CONTRACT NO. 60V53		
PLOT DATE = 1/3/2013		DATE - 6/15/2012	REVISED -									ILLINOIS FED. AID PROJECT				