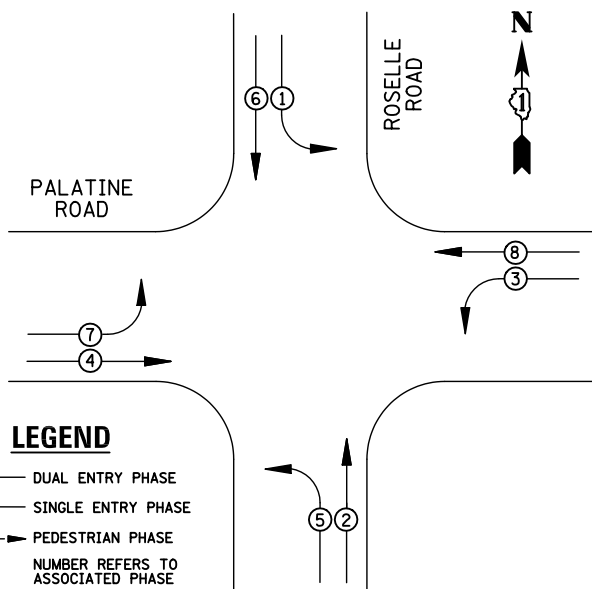
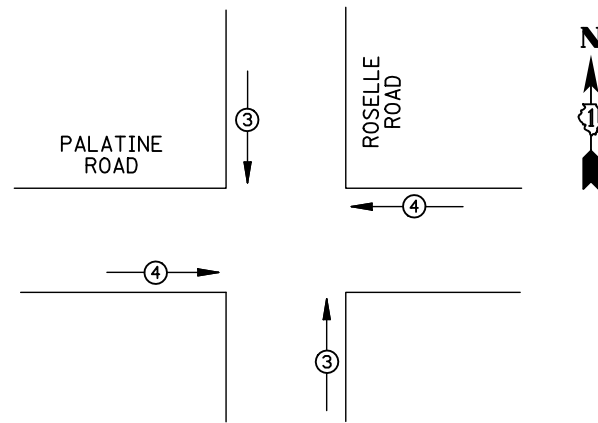


EXISTING CONTROLLER SEQUENCE

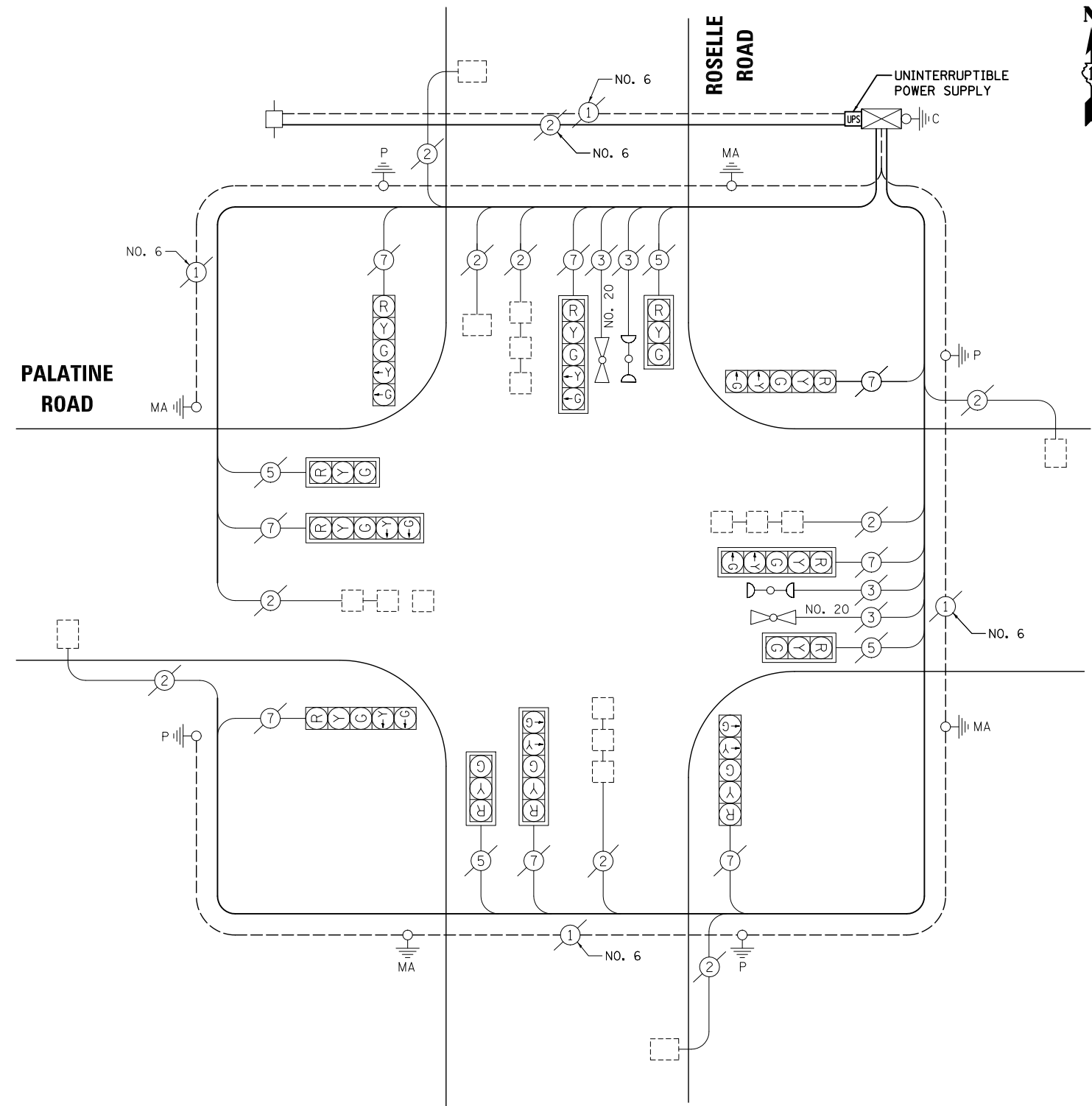


EXISTING PHASE DESIGNATION DIAGRAM



EMERGENCY VEHICLE PREEMPTORS			
EMERGENCY VEHICLE PREEMPTOR	3	4	
MOVEMENT	↑	↓	→

EXISTING EMERGENCY VEHICLE PREEMPTION SEQUENCE



CABLE PLAN

I.D.O.T TRAFFIC SIGNAL INSTALLATION ELECTRICAL SERVICE REQUIREMENTS					
TYPE	NO. LAMPS	WATTAGE		%OPERATION	TOTAL WATTAGE
		INCAND.	LED		
SIGNAL (RED)	12	135	17	0.50	102
(YELLOW)	12	135	25	0.25	75
(GREEN)	12	135	15	0.25	45
ARROW	16	135	12	0.10	19.2
PED. SIGNAL		90	25	1.00	
CONTROLLER	1	100	100	1.00	100
ILLUM. SIGN		84		0.05	
FLASHER		135	25	0.50	

ENERGY COSTS TO: TOTAL = 241.2
 ILLINOIS DEPARTMENT OF TRANSPORTATION
 201 WEST CENTER COURT
 SCHAUMBURG, IL 60196-1096
 ENERGY SUPPLY CONTACT: X
 PHONE: X
 COMPANY: X

SCHEDULE OF QUANTITIES

ITEM	UNIT	QUANTITY
MAINTENANCE OF EXISTING TRAFFIC SIGNAL INSTALLATION	EACH	1
MODIFY EXISTING CONTROLLER CABINET	EACH	1
UNINTERRUPTABLE POWER SUPPLY, SPECIAL	EACH	1

NOTE:
 THE TRAFFIC SIGNAL CONTROL EQUIPMENT FOR THIS PROJECT SHALL BE "ECONOLITE" TO MATCH THE EXISTING ADJACENT SYSTEM.

PREPARED BY:
CEMCON, Ltd.
 Consulting Engineers, Land Surveyors & Planners
 2280 White Oak Circle, Suite 100
 Aurora, Illinois 60504-9675
 Ph: 630.862.2100 Fax: 630.862.2199
 E-Mail: cadd@cemcon.com Website: www.cemcon.com

FILE NAME = \MICROST\352106\06-20480.DGN
 USER NAME = JGC
 PLOT SCALE = NOT TO SCALE
 PLOT DATE = X

DESIGNED - BPT	REVISED -
DRAWN - JGC/RDS	REVISED -
CHECKED - BPT	REVISED -
DATE - 04-26-13	REVISED -

**STATE OF ILLINOIS
 DEPARTMENT OF TRANSPORTATION**

**SCHEDULE OF QUANTITIES, CABLE PLAN,
 PHASE DESIGNATION DIAGRAM AND EMERGENCY VEHICLE PREEMPTION
 PALATINE ROAD AT ROSELLE ROAD**

SCALE: N.T.S. SHEET NO. OF SHEETS STA. TO STA.

F.A.P. RTE.	SECTION	COUNTY	TOTAL SHEETS	SHEET NO.
VAR.	2013-006TS	COOK	62	20
CONTRACT NO. 60W37			FED. ROAD DIST. NO. ILLINOIS FED. AID PROJECT	

TS# 20480
 INVERNESS