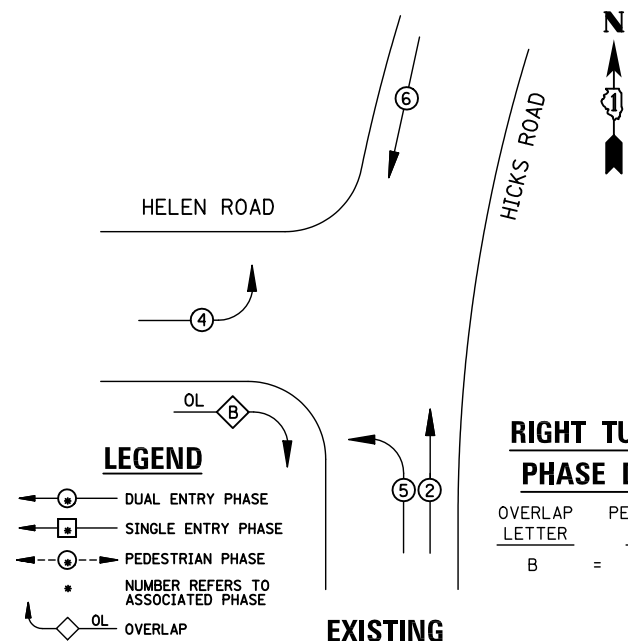


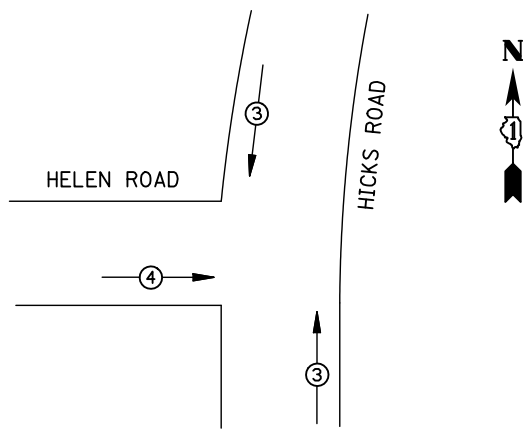
EXISTING CONTROLLER SEQUENCE



RIGHT TURN OVERLAP PHASE DESIGNATION

OVERLAP LETTER	PERMISSIVE PHASE	PROTECTED PHASE
B	= 4	+ 5

EXISTING PHASE DESIGNATION DIAGRAM



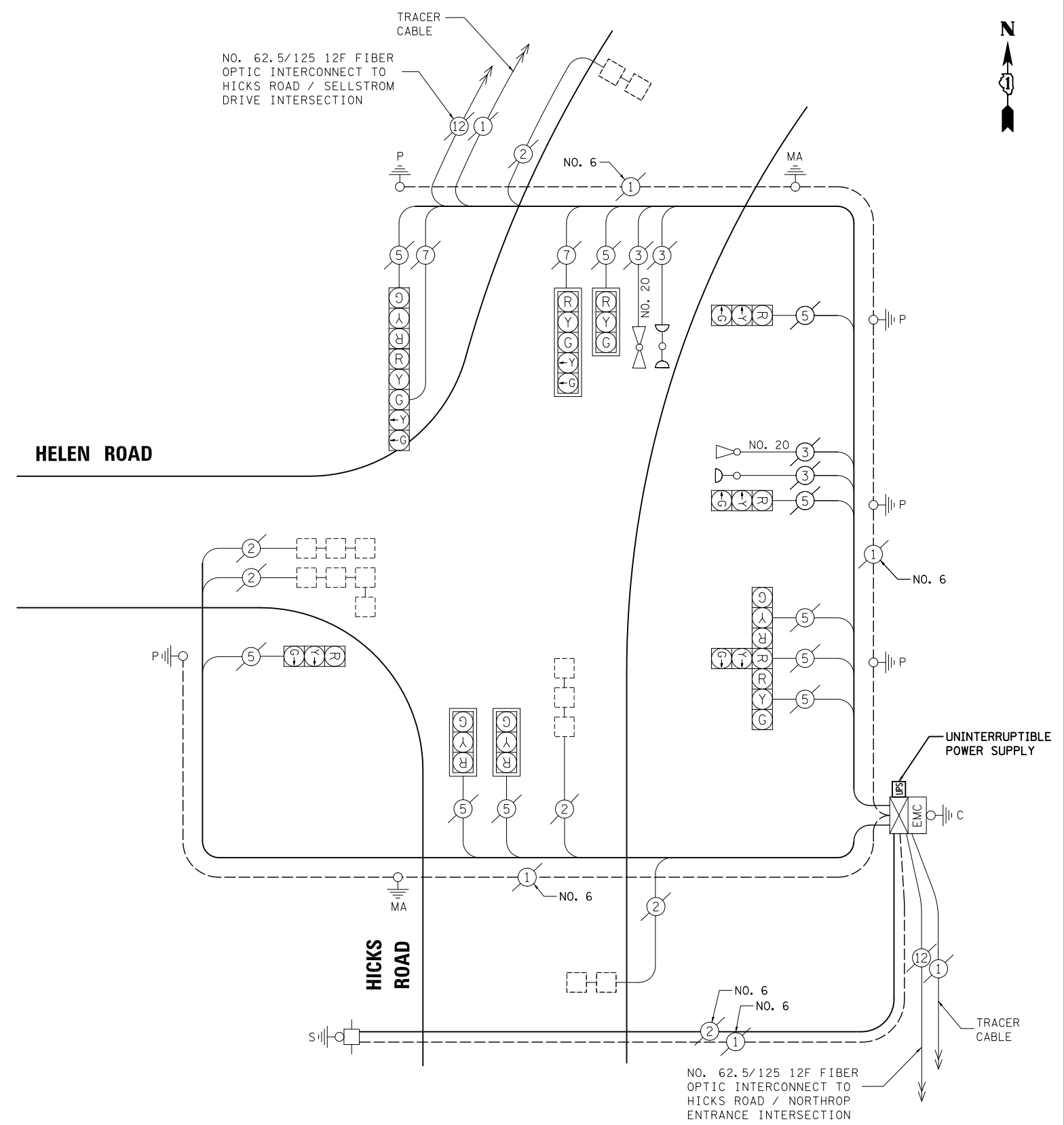
EMERGENCY VEHICLE PREEMPTORS		
EMERGENCY VEHICLE PREEMPTOR	3	4
MOVEMENT	↑	→

EXISTING EMERGENCY VEHICLE PREEMPTION SEQUENCE

I.D.O.T TRAFFIC SIGNAL INSTALLATION ELECTRICAL SERVICE REQUIREMENTS					
TYPE	NO. LAMPS	WATTAGE INCAND.	WATTAGE LED	%OPERATION	TOTAL WATTAGE
SIGNAL (RED)	12	135	17	0.50	102
(YELLOW)	12	135	25	0.25	75
(GREEN)	12	135	15	0.25	45
ARROW	4	135	12	0.10	4.8
PED. SIGNAL		90	25	1.00	
CONTROLLER	1	100	100	1.00	100
ILLUM. SIGN		84		0.05	
FLASHER		135	25	0.50	
ENERGY COSTS TO: ILLINOIS DEPARTMENT OF TRANSPORTATION 201 WEST CENTER COURT SCHAUMBURG, IL 60196-1096					TOTAL = 326.8
ENERGY SUPPLY CONTACT: X					
PHONE: X					
COMPANY: X					

SCHEDULE OF QUANTITIES

ITEM	UNIT	QUANTITY
MAINTENANCE OF EXISTING TRAFFIC SIGNAL INSTALLATION	EACH	1
MODIFY EXISTING CONTROLLER CABINET	EACH	1
UNINTERRUPTABLE POWER SUPPLY, SPECIAL	EACH	1



CABLE PLAN

NOTE: THE TRAFFIC SIGNAL CONTROL EQUIPMENT FOR THIS PROJECT SHALL BE "EAGLE" TO MATCH THE EXISTING ADJACENT SYSTEM.

FILE NAME = \MICROST\352106\ 11-11735.DGN	USER NAME = JGC	DESIGNED - BPT	REVISED -
	PLOT SCALE = NOT TO SCALE	DRAWN - JGC/RDS	REVISED -
	PLOT DATE = X	CHECKED - BPT	REVISED -
		DATE - 04-26-13	REVISED -

STATE OF ILLINOIS DEPARTMENT OF TRANSPORTATION

SCHEDULE OF QUANTITIES, CABLE PLAN, PHASE DESIGNATION DIAGRAM AND EMERGENCY VEHICLE PREEMPTION HICKS ROAD AT HELEN ROAD			
SCALE: N.T.S.	SHEET NO.	OF SHEETS	STA. TO STA.

PREPARED BY:
CEMCON, Ltd.
 Consulting Engineers, Land Surveyors & Planners
 2280 White Oak Circle, Suite 100
 Aurora, Illinois 60504-9675
 Ph: 630.862.2100 Fax: 630.862.2199
 E-Mail: cadd@cemcon.com Website: www.cemcon.com

F.A.P. RTE.	SECTION	COUNTY	TOTAL SHEETS	SHEET NO.
VAR.	2013-006TS	COOK	62	23
			CONTRACT NO. 60W37	
FED. ROAD DIST. NO. ILLINOIS FED. AID PROJECT				

TS# 11735 PALATINE