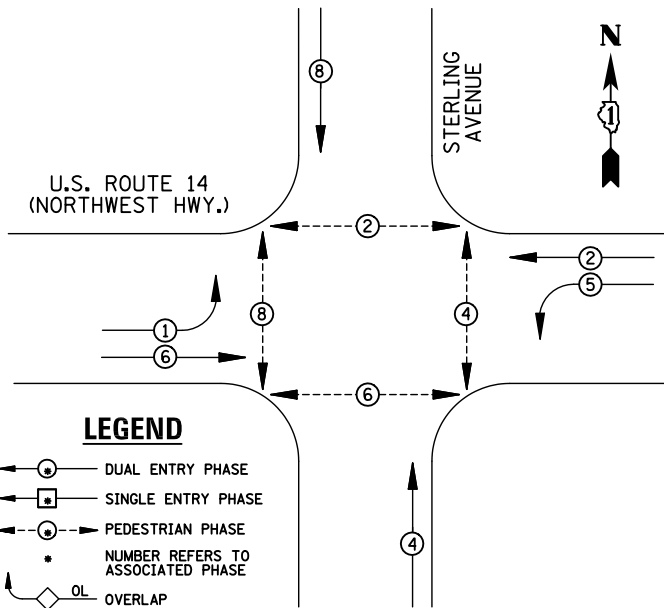
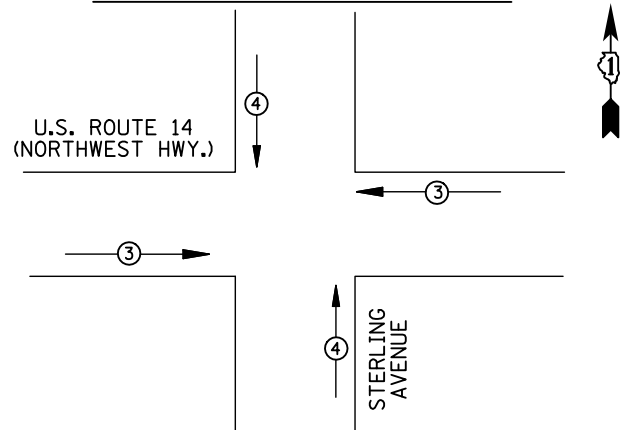


EXISTING CONTROLLER SEQUENCE



EXISTING PHASE DESIGNATION DIAGRAM



EMERGENCY VEHICLE PREEMPTORS		
EMERGENCY VEHICLE PREEMPTOR	3	4
MOVEMENT	← →	↑ ↓

EXISTING EMERGENCY VEHICLE PREEMPTION SEQUENCE

I.D.O.T TRAFFIC SIGNAL INSTALLATION ELECTRICAL SERVICE REQUIREMENTS					TOTAL WATTAGE
TYPE	NO. LAMPS	WATTAGE INCAND. LED	%OPERATION		
SIGNAL (RED)	16	135 17	0.50		136
(YELLOW)	16	135 25	0.25		100
(GREEN)	16	135 15	0.25		60
ARROW	8	135 12	0.10		9.6
PED. SIGNAL		90 25	1.00		
CONTROLLER	1	100 100	1.00		100
ILLUM. SIGN		84	0.05		
FLASHER		135 25	0.50		
ENERGY COSTS TO: ILLINOIS DEPARTMENT OF TRANSPORTATION 201 WEST CENTER COURT SCHAUMBURG, IL 60196-1096				TOTAL =	405.6
ENERGY SUPPLY	CONTACT: X				
	PHONE: X				
	COMPANY: X				

SCHEDULE OF QUANTITIES

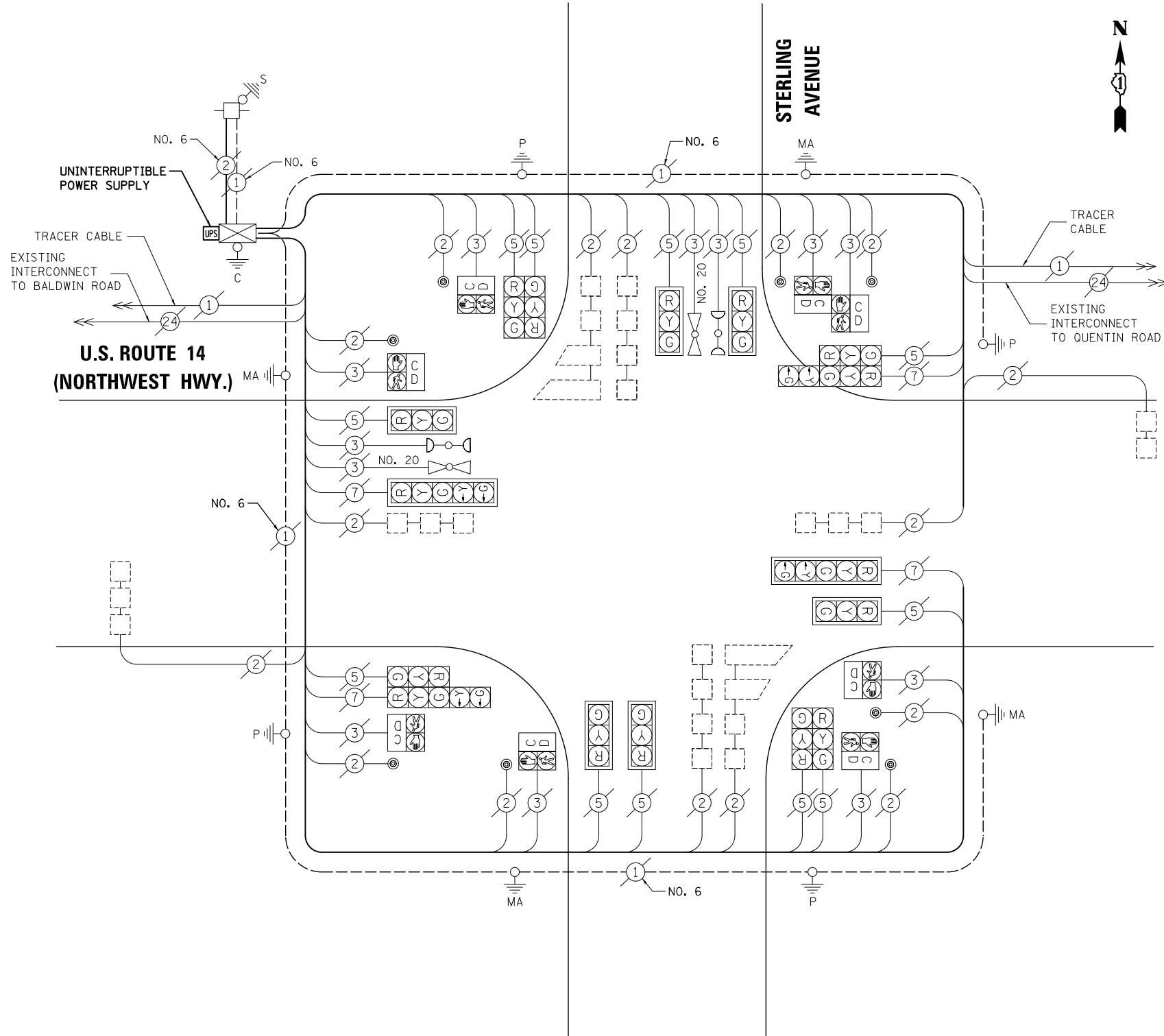
ITEM	UNIT	QUANTITY
MAINTENANCE OF EXISTING TRAFFIC SIGNAL INSTALLATION	EACH	1
MODIFY EXISTING CONTROLLER CABINET	EACH	1
UNINTERRUPTABLE POWER SUPPLY, SPECIAL	EACH	1

**STATE OF ILLINOIS
DEPARTMENT OF TRANSPORTATION**

DESIGNED - BPT	REVISED -
DRAWN - JGC/RDS	REVISED -
CHECKED - BPT	REVISED -
DATE - 04-26-13	REVISED -

**SCHEDULE OF QUANTITIES, CABLE PLAN,
PHASE DESIGNATION DIAGRAM AND EMERGENCY VEHICLE PREEMPTION
U.S. ROUTE 14 (NORTHWEST HWY.) AT STERLING AVENUE**

SCALE: N.T.S. SHEET NO. OF SHEETS STA. TO STA.



CABLE PLAN

NOTE:
THE TRAFFIC SIGNAL CONTROL EQUIPMENT FOR THIS PROJECT SHALL BE "ECONOLITE" TO MATCH THE EXISTING ADJACENT SYSTEM.

PREPARED BY:
CEMCON, Ltd.
Consulting Engineers, Land Surveyors & Planners
2280 White Oak Circle, Suite 100
Aurora, Illinois 60504-9675
Ph: 630.862.2100 Fax: 630.862.2199
E-Mail: cadd@cemcon.com Website: www.cemcon.com

F.A.P. RTE.	SECTION	COUNTY	TOTAL SHEETS	SHEET NO.
VAR.	2013-006TS	COOK	62	44

CONTRACT NO. 60W37
FED. ROAD DIST. NO. ILLINOIS FED. AID PROJECT

TS# 1172
PALATINE