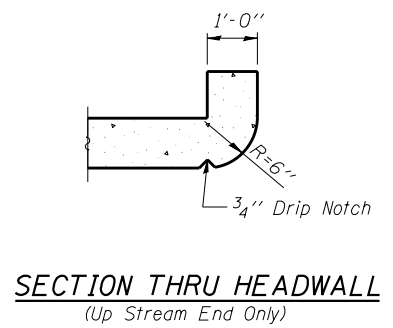
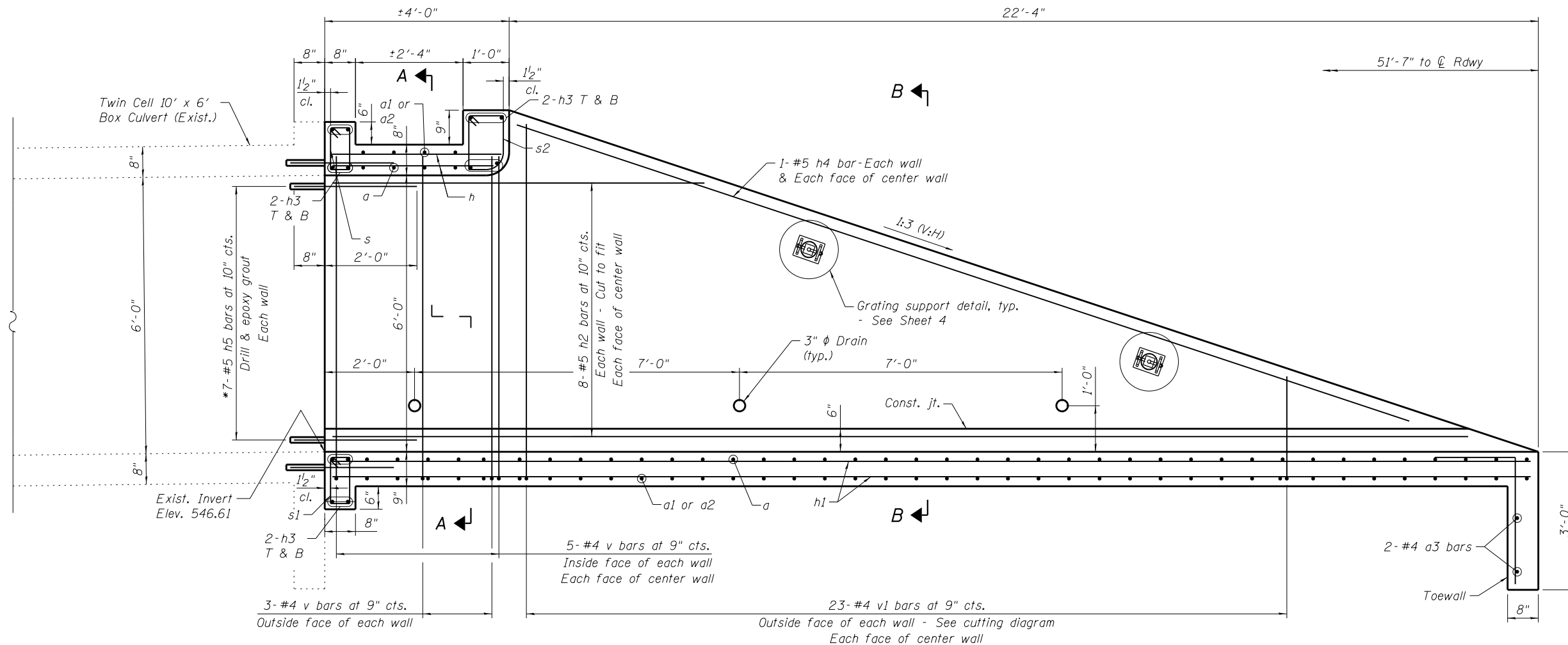
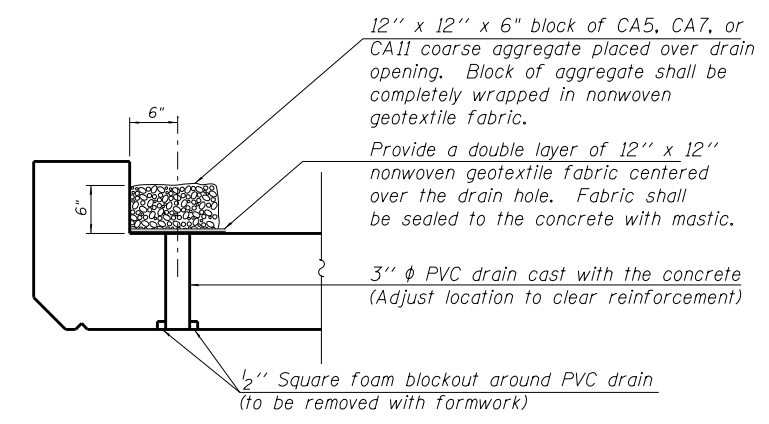


FILE NAME = W:\Projects\2010\100120 PTB 157\25\cadd\Structural\Drawn\MO #3 IL 92 Culverts\Station844+26.26\Final\_Submittal\_13.0320\844+26.26-64H1-002-GrateEndSection01.dgn



\* Epoxy grout reinforcement bars according to the requirements of Section 584 of the Standard Specifications. The chemical adhesive system shall be capable of achieving a minimum proof load of 5,000 lb. Cost included in the pay item Box Culvert End Sections, Culvert No. 02.

**LONGITUDINAL SECTION**



**DRAIN DETAIL**

(All costs associated with furnishing and constructing the above drain details will not be measured for payment but shall be included in the contract unit price for the end section.)

USER NAME = hferstl	DESIGNED - DLS	REVISED -
PLOT SCALE =	CHECKED - AEU	REVISED -
PLOT DATE = 3/20/2013	DRAWN - DLS	REVISED -
	CHECKED - AEU	REVISED -

F.A.P. RTE.	SECTION	COUNTY	TOTAL SHEETS	SHEET NO.
599	(83MFT & 103MFT)W	ROCK ISLAND	340	143
FED. ROAD DIST. NO.			ILLINOIS FED. AID PROJECT	
			CONTRACT NO. 64H11	