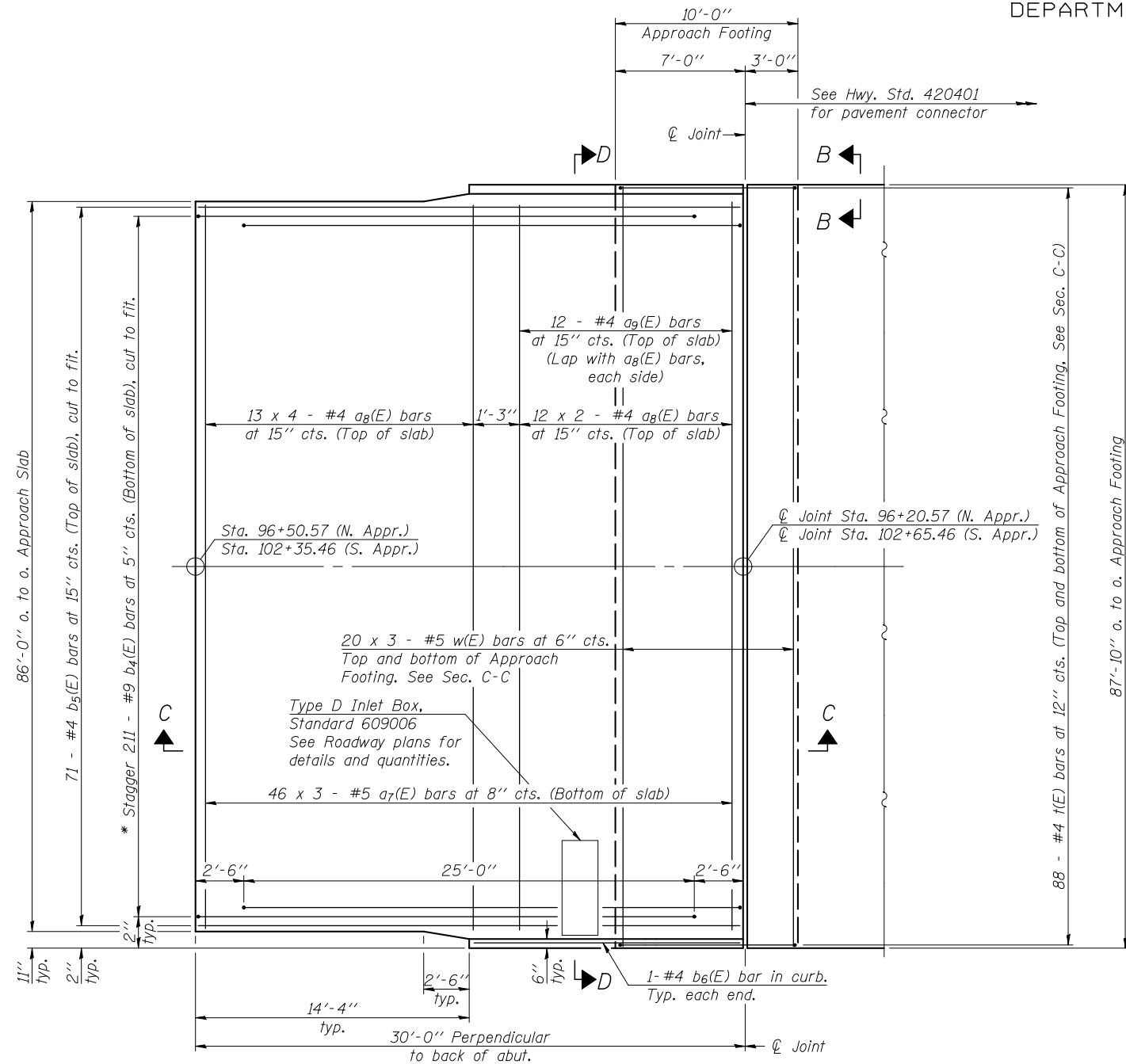


STATE OF ILLINOIS
DEPARTMENT OF TRANSPORTATION

ROUTE NO.	SECTION	COUNTY	TOTAL SHEETS	SHEET NO.	SHEET NO.
F.A.U. 7706	23(B-1)	LOGAN	179	103	52 SHEETS
FED. ROAD DIST. NO. 7	ILLINOIS	FED. AID PROJECT-			

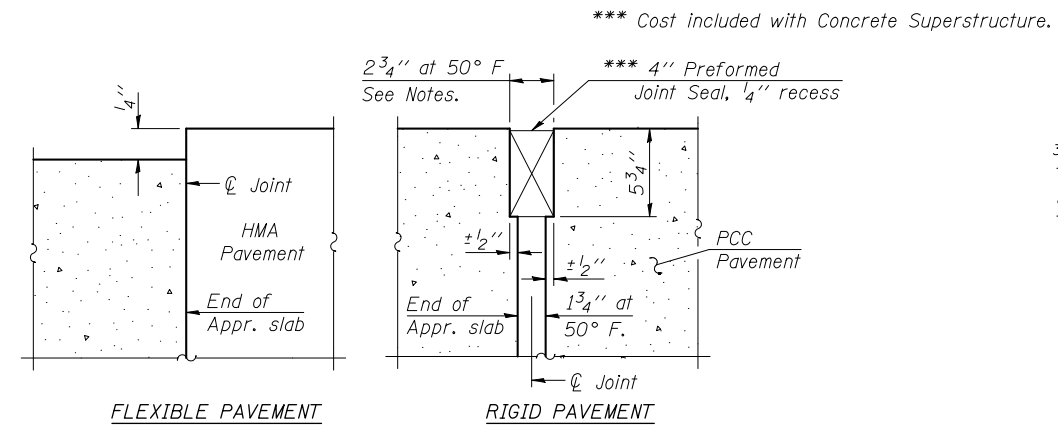
Contract #72789

Notes:
See sheet 20 of 52 for Sections C-C & D-D.
 $a_7(E)$, $a_8(E)$, $a_9(E)$, and $w(E)$ bar spacings measured perpendicular to C Rdw.
The joint opening shall be determined per Article 520.04 except that on jointless structures, the distance described as the bridge length shall be taken as half the bridge length plus the approach slab length. The minimum dimension shall be $1\frac{1}{2}$ " for installation purposes.

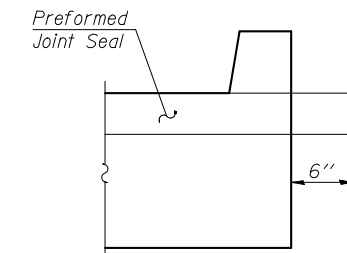


PLAN

* Tilt #9 $b_4(E)$ bars as required to maintain clearance.



DETAIL A



VIEW B-B

Note:
Bars indicated thus 20 x 3 - #5 etc. indicates 20 lines of bars with 3 lengths per line.

DESIGNED	EML
CHECKED	KLH
DRAWN	EML
CHECKED	KLH

MINIMUM BAR LAP
#4 bar = 2'-4"
#5 bar = 2'-11"

HORNER & SHIFRIN, INC.
ENGINEERS

BRIDGE APPROACH SLAB
F.A.U. ROUTE 7706 - SECTION 23(B-1)
LOGAN COUNTY
STATION 99+46.00
STRUCTURE NO. 054-0512