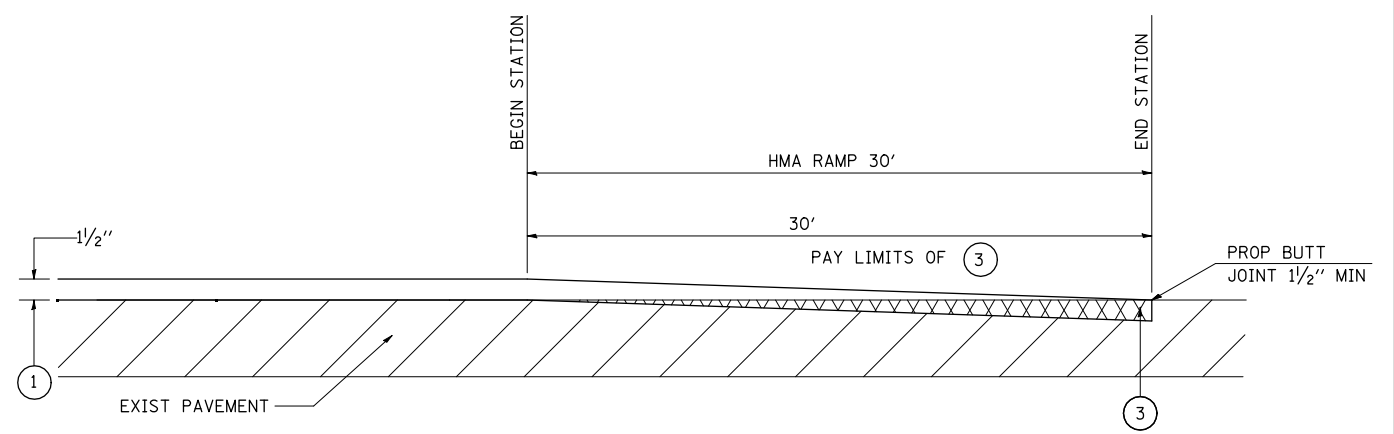


**LEGEND**

- ① PROPOSED HMA SURFACE COURSE
- ② PROPOSED LEVELING BINDER COURSE
- ③ PROPOSED HMA SURFACE REMOVAL - BUTT JOINT

**MAINLINE BUTT JOINT**

STA 74+00 - STA 73+50 NORTHBOUND & SOUTHBOUND BL-55  
 STA 125+50 - STA 126+00 SOUTHBOUND BL-55

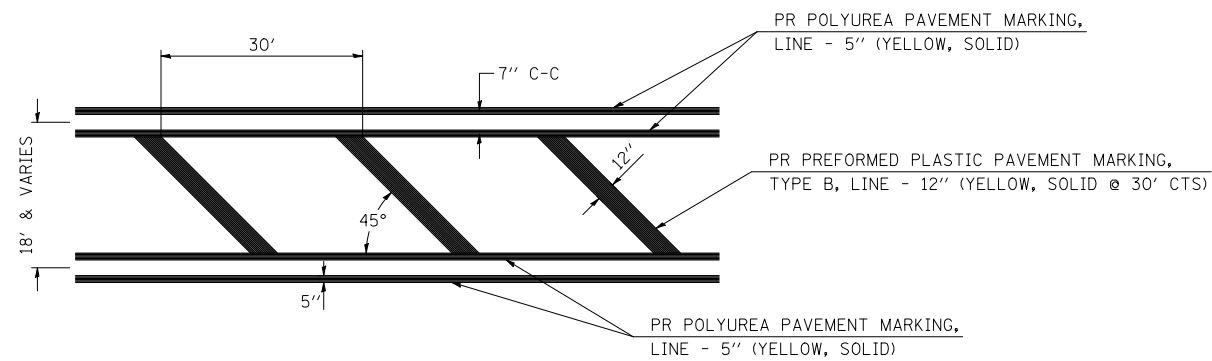


**LEGEND**

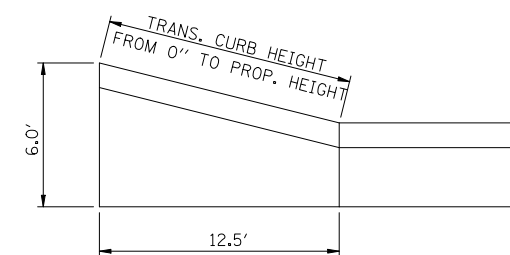
- ① PROPOSED HMA SURFACE COURSE
- ③ PROPOSED HMA SURFACE REMOVAL - BUTT JOINT

**MAINLINE BUTT JOINT**

STA 125+70 - STA 126+00 NORTHBOUND BL-55



**MEDIAN STRIPING DETAIL**



**PLAN  
 DETAIL OF C&G FLARE**

NOTE:  
 CURB FLARE PAID FOR AS  
 COMBINATION CURB & GUTTER  
 TYPE B6.24

LAST SAVED = 5/23/2013  
 PEN TABLE = 10-HA-F-143  
 PLOT DRIVER = TR-18pdf-Block-Half.plt

FILE NAME =	USER NAME = jepettibone	DESIGNED -	REVISED -
\\06103\cad\l\plans\029.D672789-Sht-Details-Misc.dgn		DRAWN -	REVISED -
	PLOT SCALE = 100.0000' / IN.	CHECKED -	REVISED -
	PLOT DATE = 5/23/2013 10:41:02 AM	DATE -	REVISED -

**STATE OF ILLINOIS  
 DEPARTMENT OF TRANSPORTATION**

<b>MISCELLANEOUS DETAILS</b>			
BUTT JOINT, MEDIAN STRIPING, CURB & GUTTER FLARE			
SCALE: NONE	SHEET NO. 1 OF 8 SHEETS	STA.	TO STA.

F.A.U. RTE.	SECTION	COUNTY	TOTAL SHEETS	SHEET NO.
7706	23(B-1)	LOGAN	179	137
BUS. LOOP 55 OVER SALT CREEK			CONTRACT NO. 72789	
FED. ROAD DIST. NO.		ILLINOIS FED. AID PROJECT		