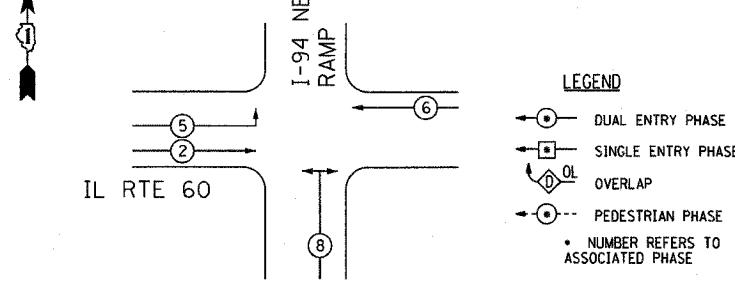


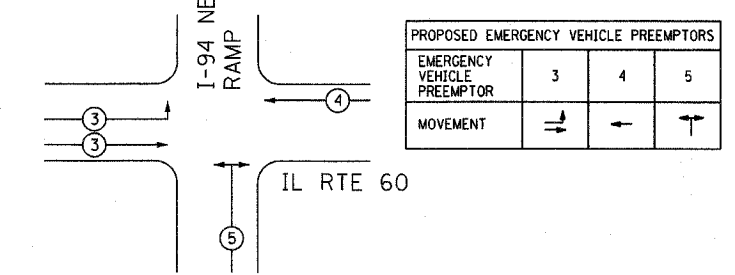
F.A.P. RTE.	SECTION	COUNTY	TOTAL SHEETS	SHEET NO.
335	119R-2	LAKE	439	222
STA.		TO STA.		
FED. ROAD DIST. NO.		ILLINOIS FED. AID PROJECT		

60B01

TEMPORARY PHASE DESIGNATION DIAGRAM

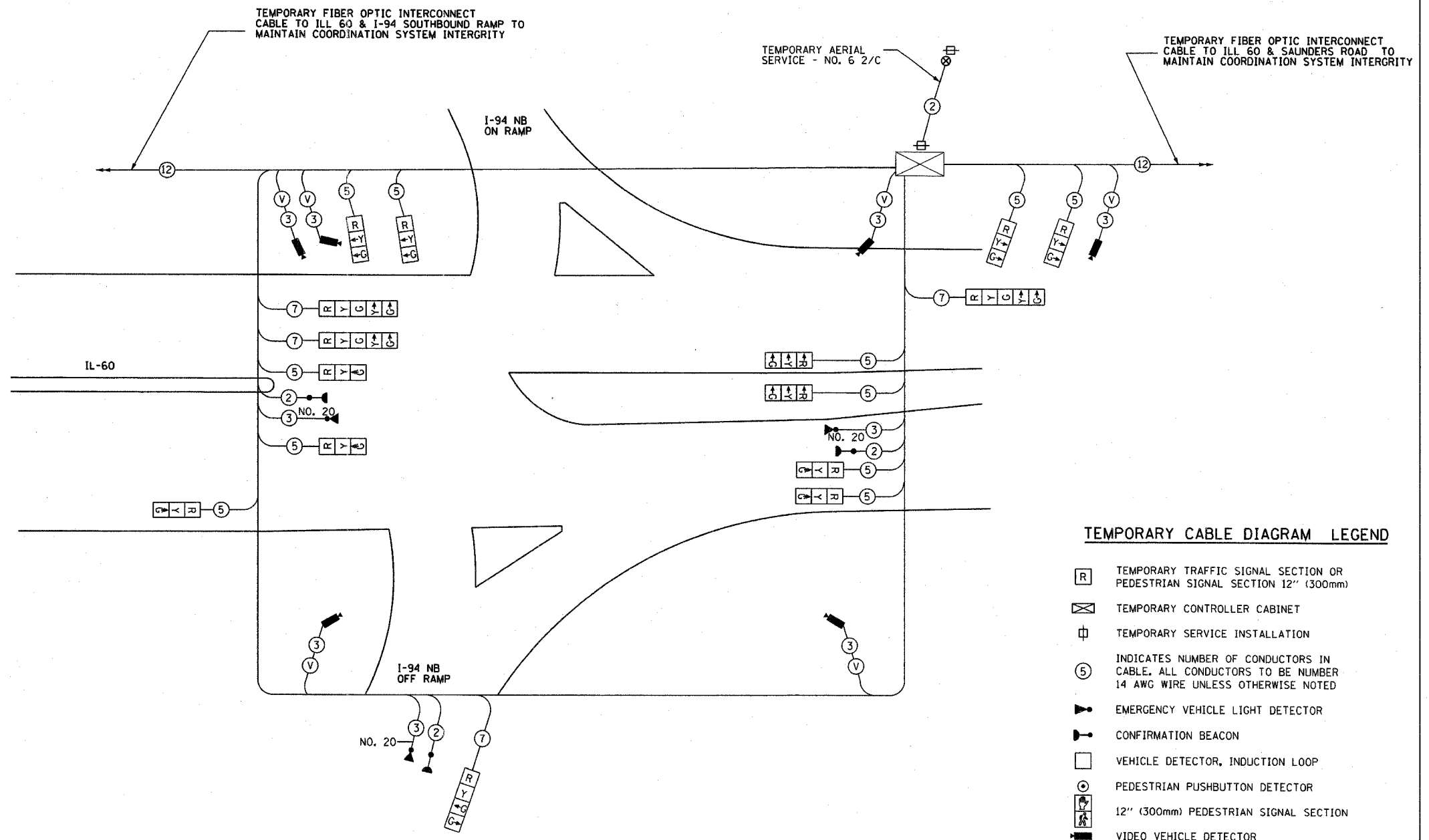


TEMPORARY EMERGENCY VEHICLE PREEMPTION SEQUENCE



TYPE	NO. LAMPS	WATTAGE INCAND. -LED.	% OPERATION	TOTAL WATTAGE
SIGNAL (RED)	15	17	0.50	127.50
(YELLOW)	15	25	0.25	93.75
(GREEN)	16	15	0.25	60.00
ARROW	6	12	0.10	7.20
PED. SIGNAL			1.00	
CONTROLLER	1	100	1.00	100.00
LUMINAIRES				
FLASHER				
TOTAL =				388.45

EXISTING SERVICE LOCATION
 ENERGY COSTS TO:
 ENERGY SUPPLY CONTACT: JOHN D. PRIBICH
 PHONE: 630-437-2212
 COMPANY: COMM. EDISON



TEMPORARY CABLE PLAN

NOTE: LOCATION AND NUMBER OF VIDEO DETECTOR CAMERAS WILL VARY FROM STAGE TO STAGE.

TEMPORARY CABLE DIAGRAM LEGEND

- [R] TEMPORARY TRAFFIC SIGNAL SECTION OR PEDESTRIAN SIGNAL SECTION 12" (300mm)
- [X] TEMPORARY CONTROLLER CABINET
- [⊕] TEMPORARY SERVICE INSTALLATION
- (5) INDICATES NUMBER OF CONDUCTORS IN CABLE. ALL CONDUCTORS TO BE NUMBER 14 AWG WIRE UNLESS OTHERWISE NOTED
- [V] EMERGENCY VEHICLE LIGHT DETECTOR
- [B] CONFIRMATION BEACON
- [□] VEHICLE DETECTOR, INDUCTION LOOP
- [⊙] PEDESTRIAN PUSHBUTTON DETECTOR
- [⊞] 12" (300mm) PEDESTRIAN SIGNAL SECTION
- [V] VIDEO VEHICLE DETECTOR
- (12) NO. 62.5/125 12F FIBER OPTIC CABLE
- (V) VIDEO DETECTOR CABLE AS RECOMMENDED BY VIDEO CAMERA MANUFACTURER

EJM EJM ENGINEERING, INC.
 411 South Wells Street Suite 800
 Chicago, Illinois 60607

REVISIONS	
NAME	DATE

ILLINOIS DEPARTMENT OF TRANSPORTATION
 TEMPORARY CABLE PLAN AND
 TEMPORARY PHASE DESIGNATION DIAGRAM
 ILL RTE 60 & I-94 NORTHBOUND RAMPS
 STAGE 5

S.N.
 SCALE: NONE
 DATE: MAY 8, 2007
 DESIGNED BY: JM
 DRAWN BY: PK
 CHECKED BY: GR