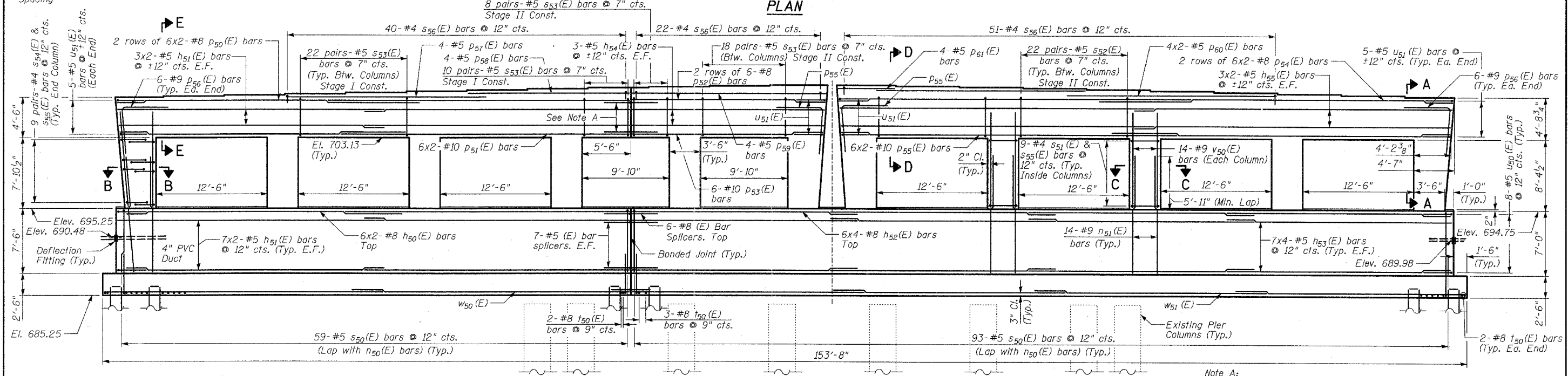
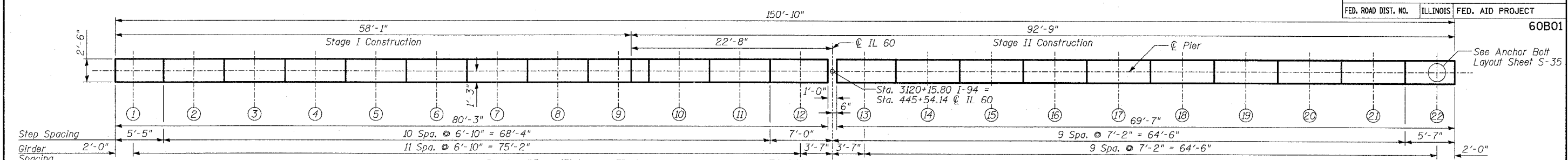


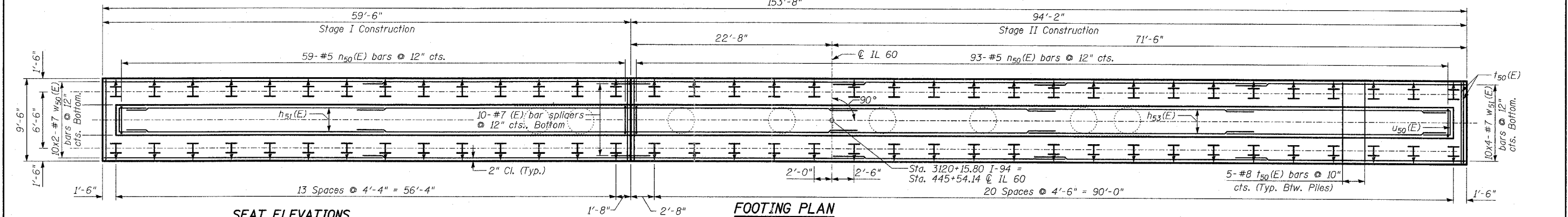
F.A.P. RTE.	SECTION	COUNTY	TOTAL SHEETS	SHEET NO.
335	119R-2	LAKE	439	281
STA. 432+83.12		TO STA. 470+56.84		
FED. ROAD DIST. NO.	ILLINOIS	FED. AID PROJECT		

60B01

See Anchor Bolt Layout Sheet S-35



Note A:
12-#8 (E) Bars Splicers, 6-#5 (E) Bar Splicers & 6-#10 (E) Bar Splicers at Stage Construction Line.



PILE DATA
Type: Steel HP 14x73
Nominal Required Bearing: 480 Kips
Allowable Resistance Available: 160 Kips
Estimated Length: 56'-0"
No. Production Piles: 69
No. Test Piles: 1

SEAT ELEVATIONS

BEAM #	1	2	3	4	5	6	7	8	9	10	11	12
ELEVATION	707.63	707.77	707.91	708.05	708.20	708.34	708.48	708.62	708.75	708.86	708.96	709.07
STEP HT.	1 ³ / ₄ "	1 ³ / ₄ "	1 ³ / ₄ "	1 ³ / ₄ "	1 ³ / ₄ "	1 ³ / ₄ "	1 ³ / ₄ "	1 ³ / ₄ "	1 ² / ₂ "	1 ¹ / ₄ "	1 ¹ / ₄ "	1 ¹ / ₄ "

BEAM #	13	14	15	16	17	18	19	20	21	22
ELEVATION	709.07	708.96	708.85	708.73	708.60	708.45	708.30	708.15	708.00	707.85
STEP HT.	1 ³ / ₈ "	1 ³ / ₈ "	1 ³ / ₈ "	1 ⁵ / ₈ "	1 ³ / ₄ "	1 ³ / ₄ "	1 ³ / ₄ "	1 ³ / ₄ "	1 ³ / ₄ "	1 ³ / ₄ "

MINIMUM BAR LAPS

Bar	Lap
#5	2'-2"
#7	3'-5"
#8	6'-4"
#10	7'-3"

Typical unless noted otherwise

- NOTES:**
- For Sections A-A thru E-E, see Sheet S-35.
 - Bars indicated thus: 10 x 3 #7 etc. indicates 10 lines of bars with 3 lengths per line.
 - For Bar Splicer Details, see Sheet S-38.
 - Space reinforcement in cap to miss anchor bolts.
 - Four steps monolithically with cap.

REVISIONS

NAME	DATE

ILLINOIS DEPARTMENT OF TRANSPORTATION
PIER
ILLINOIS 60 OVER I-94
F.A.P. RTE. 335 SECTION 119R-2
LAKE COUNTY STA. 445+54.14
S.N. 049-2012 ISTHA BRIDGE NO. 407
DESIGNED BY: MI
DRAWN BY: SNB
SCALE: DATE: MAY 8, 2007
CHECKED BY: SP

TYLIN INTERNATIONAL

SHEET S-34 OF S-53

P:\60245811\60N\structure\1\60B01\p1.dwg 04:30:51 PM 05/03/2007